

## “BEYOND THE CLASSROOM” ENGLISH SELF-STUDY GUIDE

<b>School</b>	_____	<b>City</b>	_____
<b>Teacher's name</b>	_____		
<b>Student's name</b>	_____		
<b>Grade</b>	9 <sup>th</sup>	<b>Level</b>	A1

### ORIENTACIONES PARA LOS PADRES DE FAMILIA

Estimados Padres de Familia y/o Acudientes,

continuando con nuestra labor, apreciamos su compromiso, excelente actitud y trabajo en equipo para el beneficio de nuestros jóvenes. Le presentamos esta guía que le permite a su hijo (a) describir su rutina diaria a través de la práctica del vocabulario relacionado con las actividades diarias y el tiempo presente simple. El diseño de esta guía está basado en el libro del estudiante *English, Please! Fast Track 9, Módulo 2, Unidad 1, página 49* ejercicios 4 y 5. Se espera que su hijo (a) dedique aproximadamente 1 hora para el desarrollo de las siguientes actividades:

- ✓ **Sección 1 (Vocabulario):** Relacionar las imágenes con las frases sobre actividades diarias. Luego, clasificar las actividades diarias de acuerdo a las 3 categorías donde se ejecutan: hogar, colegio y tiempo libre.
- ✓ **Sección 2 (Escucha):** Escuchar la pista 40 de la página 49, ejercicio 5 y encerrar en un círculo las imágenes que representan las acciones que el personaje del audio realiza. Escuchar de nuevo y escribir debajo de dichas imágenes la hora en la que las realiza.
- ✓ **Sección 3 (Lenguaje):** Analizar las dos oraciones dadas para seleccionar la opción correcta que complete los enunciados. Luego, poner en orden las palabras para formar oraciones correctas.
- ✓ **Sección 4 (Escritura):** Teniendo en cuenta el modelo brindado, escribir oraciones cortas para describir su rutina. Para esto, su hijo (a) debe utilizar el vocabulario y las estructuras del tiempo presente simple trabajadas en los ejercicios anteriores.
- ✓ **Sección 5 (Autoevaluación):** evaluar su aprendizaje y comprensión a partir de la reflexión de su desempeño en el desarrollo de las actividades de esta guía.

Además, podrá encontrar los modelos de respuesta para cada actividad, así como un apartado al final de recursos adicionales para continuar la práctica de los temas trabajados en esta guía. Agradecemos su buena disposición y acompañamiento durante el desarrollo de esta guía. Le invitamos a quedarse en casa y a cuidar de los suyos.

**¡Mil gracias por su apoyo!**



## WELCOME TO THIS SELF-STUDY GUIDE

This English self-study guide helps you practice vocabulary about daily routines and the present simple tense. All the activities are related to the *English, Please!* Fast Track 9 page 49. You will answer some vocabulary review activities about daily routines. Then, you will listen to an audio and answer some questions about it. After, you will discover the uses of the present simple tense through some questions, and finally you will write short sentences to describe your routine following the example given. Have fun and learn a lot doing all the activities in this guide!

Topic	Skill(s)	Grammar	Vocabulary	Function(s)
My daily routine	Listening Writing	Simple present tense	Daily activities	Describing my routine

## GET READY

<b>Study time needed:</b>  <b>1 hour</b>	<b>Resources:</b>  <i>English dictionary, notebook, pencil, smartphone/computer, headphones English, Please! Fast Track Student's Book 9.</i>	<b>Textbooks Links:</b>  <a href="#"><i>-English, Please! Fast Track Student's Book 9, page 49 exercise 4 and 5.</i></a>
--	---	--

## LEARNING OBJECTIVES

*What will you learn/practise/reinforce with these activities?*

- Identify vocabulary about daily activities and their times.
- Recognize the uses of the present simple in short affirmative and negative sentences.
- Describe my daily routine through short simple sentences.

## LEARNING STRATEGIES

*What can you do to achieve the objectives?*

- Read the instructions for each activity.
- Look at the sample answers given in each activity. They are highlighted in pink.
- Make a glossary of new words on your notebook.
- Follow the models given to make your own activities.
- Use the dictionary when necessary.



### ACTIVITIES

#### 1. VOCABULARY TASKS (15 minutes)

A. Write numbers on the lines to match the images with their corresponding routine.



1



2



3



4



5



6

1 have dinner  
 \_\_\_ listen to music  
 \_\_\_ take a shower  
 \_\_\_ brush my teeth  
 \_\_\_ play with Friends  
 \_\_\_ get up  
 \_\_\_ watch TV  
 \_\_\_ read  
 \_\_\_ wash the dishes  
 \_\_\_ play football  
 \_\_\_ have breakfast  
 \_\_\_ go to school



7



8



9



10



11



12

B. Classify the routines according to the categories.

1. HOUSE	2. SCHOOL	3. FREE TIME
<p><i>Have dinner</i></p>		



### 2. LISTENING TASKS (15 minutes)

C. Open your *English, Please!* Student's book on page 49 and listen to track 40 from exercise 5. José describes what he does every day. Circle the images that José mentions in his routine.



D. Listen again and write the times under the images you circled.

### 3. LANGUAGE TASKS (10 minutes)

E. Look at the following sentences:



a) I get up at 6:00 am.



b) I don't play football.

-Now, underline the option that best completes each statement.

- The sentences **a** and **b** are in **past** / **present** / **future**.
- Sentence **a** is in **affirmative** / **negative** form.
- Sentence **b** is in **affirmative** / **negative** form.
- The auxiliary verb for negative sentences is **get up** / **don't** / **play**.
- When we use "**don't**" the main verb is **in its base form** / **in infinitive form** / **in past**.
- In negative sentences, we use the auxiliary verb **before the subject** / **after the subject**.

F. Write the words in order to make correct sentences.

- with / friends / in / I / the / play / afternoon / my I play with my friends in the afternoon.
- to / school / Monday / go / from / I / to / Friday \_\_\_\_\_.
- early / I / up / the / in / get / morning \_\_\_\_\_.
- lunch / at / I / have / home \_\_\_\_\_.



- 5. a / take / I / at / 8:00 am / shower \_\_\_\_\_.
- 6. dishes / the / I / wash / don't \_\_\_\_\_.

**4. WRITING TASK** (15 minutes)


**G. What is my routine?** Use the vocabulary practiced before and the present simple to write sentences about your daily activities. Then, draw a picture of yourself in the box. Follow the example.

**Camilo's routine**

Hi! My name is Camilo. Every day, from Monday to Friday, I get up at 6:00 am and have breakfast at 6:15 am.  
 At 7:00 am I go to school.  
 I have lunch at 12:45 pm and play football at 4:30 pm.  
 At 7:30 pm, I have dinner and at 10:15 pm I go to bed.






26



\_\_\_\_\_ **routine**  
 Hi! My name is \_\_\_\_\_. Every day, from Monday to Friday, I \_\_\_\_\_ and \_\_\_\_\_.  
 At \_\_\_\_\_  
 \_\_\_\_\_  
 \_\_\_\_\_

**5. SELF-ASSESSMENT TASKS** (5 minutes)

-Place a tick (✓) according to your progress in this guide.

Now, I can...	27  Great	28  Good	29  I need more practice
Identify vocabulary related to daily activities.			
Understand a short audio recording about routines.			
Write simple sentences to describe my routine.			



## THIS IS THE END

**Congratulations!** You have made it to the end! Now you can describe your daily routine using the simple present tense and the vocabulary related to daily activities. Keep practicing about this topic using the useful resources below.

## USEFUL RESOURCES

Online English Spanish dictionary

<https://dictionary.cambridge.org/es/diccionario/ingles-espanol/>

Practice vocabulary about routines and free time activities

<https://learnenglishkids.britishcouncil.org/es/category/topics/free-time-and-hobbies>

<https://youtu.be/M4FMEmIOqTM>

Practice the simple present tense

<https://learnenglishteens.britishcouncil.org/grammar/beginner-grammar/present-simple>

<https://learnenglish.britishcouncil.org/english-grammar-reference/present-simple>

<https://www.perfect-english-grammar.com/present-simple-exercise-7.html>

## ANSWER KEY

### 1. VOCABULARY TASKS

- A.** 1. Have dinner    2. Go to school    3. Play football    4. Watch TV    5. Take a shower    6. Read  
 7. Get up    8. Listen to music    9. Have breakfast    10. Wash the dishes    11. Brush my teeth  
 12. Play with Friends.

### B.

1. HOUSE	2. SCHOOL	3. FREE TIME
<i>Have dinner</i>	<i>Go to school</i>	<i>Play football</i>
<i>Take a shower</i>	<i>Read</i>	<i>Listen to music</i>
<i>Brush my teeth</i>	<i>Play with friends</i>	<i>Watch TV</i>
<i>Wash the dishes</i>		
<i>Have breakfast</i>		
<i>Get up</i>		

### 2. READING TASKS

**C.** images to circle: 1-2-3-5-8-9-10

- D.** 1. 6:15 am    2. 6:00 am    3. 12:45pm    5. 4:30 pm    8. 10:15 pm    9. 7:00 am  
 10. 7:30 pm

### 3. LANGUAGE TASKS

**E.** 1. present    2. affirmative    3. negative    4. don't    5. in its base form    6. after the subject

- F.** 1. I play with my friends in the afternoon.  
 2. I go to school from Monday to Friday.  
 3. I get up early in the morning.  
 4. I have lunch at home.  
 5. I take a shower at 8:00 am.  
 6. I don't wash the dishes.



## ORIENTACIONES FINALES PARA LOS PADRES DE FAMILIA

Estimado padre de familia y/o acudiente:

Una vez su hijo (a) haya desarrollado completamente las actividades, le invitamos a verificar su comprensión del tema de esta guía a través de las siguientes preguntas:

1. ¿Cuál fue la actividad más fácil de desarrollar?
2. ¿Cuál fue la actividad más difícil de desarrollar?
3. ¿Puedes decirme 5 actividades que realiza diariamente y la hora en que las realizas en inglés?
4. ¿Fueron claras las instrucciones para cada actividad?
5. ¿Qué aciertos o dificultades tuviste al momento de escribir las oraciones sobre tu rutina?

### AUTHOR(S)

Name	Tránsito Berónica España Mueses
Email	<a href="mailto:beronicadi@yahoo.es">beronicadi@yahoo.es</a>
School	Institución Educativa Municipal Cristo Rey



### APPENDIX

## English, Please! Fast track Student's book unit 1 module 2 page 49 exercises 4 and 5



### Focus on vocabulary

4. Look at the activities that José does every day. Match the activities with a time and write them in order in your notebook.

get up = 6:00 AM



have dinner



go to school



get up



play football

have breakfast



have lunch



go to bed

4:30 PM 10:15 PM 7:30 PM 6:15 AM 7:00 AM 6:00 AM 12:45 PM



5. Listen and check your answers.





## LINKS OF IMAGES

1. Image retrieved from <https://www.vecteezy.com/vector-art/374746-three-kids-having-meal-on-the-table> with a free for commercial use license.
2. Image retrieved from <https://www.vecteezy.com/vector-art/298130-happy-students-going-to-school> with a free for commercial use license.
3. Image retrieved from <https://www.vecteezy.com/vector-art/371929-boy-playing-soccer-alone> with a free for commercial use license.
4. Image retrieved from <https://www.vecteezy.com/vector-art/297666-people-doing-different-activities-on-white-background> with a free for commercial use license.
5. Image retrieved from <https://www.vecteezy.com/vector-art/432867-little-boy-taking-shower> with a free for commercial use license.
6. Image retrieved from <https://www.vecteezy.com/vector-art/2036248-a-boy-doing-homework-doodle-cartoon-character> with a free for commercial use license.
7. Image retrieved from <https://www.vecteezy.com/vector-art/377419-little-girl-waking-up-from-the-bed> with a free for commercial use license.
8. Image retrieved from <https://fre-svg.org/1529291246> with a free for commercial use license.
9. Image retrieved from <https://www.vecteezy.com/vector-art/1992848-a-girl-having-breakfast-doodle-cartoon-character-isolated> with a free for commercial use license.
10. Image retrieved from <https://fre-svg.org/1526755164> with a free for commercial use license.
11. Image retrieved from <https://www.vecteezy.com/vector-art/550164-boy-in-pajamas-brushing-teeth> with a free for commercial use license.
12. Image retrieved from <https://www.vecteezy.com/vector-art/303836-two-boys-playing-with-cars> with a free for commercial use license.
13. Image retrieved from <https://www.vecteezy.com/vector-art/368821-four-little-kids-having-breakfast> with a free for commercial use license.
14. Image retrieved from <https://www.vecteezy.com/vector-art/519770-doodle-boy-in-bed> with a free for commercial use license.
15. Image retrieved from <https://www.vecteezy.com/vector-art/366475-boys-eating-at-dining-table> with a free for commercial use license.
16. Image retrieved from <https://www.vecteezy.com/vector-art/550164-boy-in-pajamas-brushing-teeth> with a free for commercial use license.
17. Image retrieved from <https://www.vecteezy.com/vector-art/371929-boy-playing-soccer-alone> with a free for commercial use license.
18. Image retrieved from <https://www.vecteezy.com/vector-art/432867-little-boy-taking-shower> with a free for commercial use license.
19. Image retrieved from <https://www.vecteezy.com/vector-art/432201-children-doing-housework-on-white-background> with a free for commercial use license.
20. Image retrieved from <https://www.vecteezy.com/vector-art/432422-boy-sleeping-at-night> with a free for commercial use license.
21. Image retrieved from <https://www.vecteezy.com/vector-art/550056-happy-boy-in-school-uniform> with a free for commercial use license.
22. Image retrieved from <https://www.vecteezy.com/vector-art/366475-boys-eating-at-dining-table> with a free for commercial use license.

23. Image retrieved from <https://freesvg.org/moon-and-stars-image> with a free for commercial use license.
24. Image retrieved from <https://freesvg.org/finger-pointing-v2> with a free for commercial use license.
25. Image retrieved from <https://freesvg.org/finger-pointing-v2> with a free for commercial use license.
26. Image retrieved from <https://freesvg.org/1528478087> with a free for commercial use license.
27. Image retrieved from <https://pixabay.com/vectors/smiley-face-grin-smile-happy-icon-304270/> with a free for commercial use license.
28. Image retrieved from <https://pixabay.com/vectors/smiley-emoticon-happy-face-icon-1635449/> with a free for commercial use license.
29. Image retrieved from <https://pixabay.com/vectors/smiley-emoticon-undecided-unsure-1635455/> with a free for commercial use license.