

"BEYOND THE CLASSROOM" ENGLISH SELF-STUDY GUIDE

School	_____	City	_____
Teacher's name	_____		
Student's name	_____		
Grade	9 th	Level	A1

ORIENTACIONES PARA LOS PADRES DE FAMILIA

Esta guía de aprendizaje de inglés para trabajo en casa se preparó con el fin de ayudar a su hijo(a) a conocer el vocabulario referente al cuidado del medio ambiente, así como también aprender a dar consejos o hacer sugerencias sobre cómo proteger el medio ambiente. Su hijo (a) debe dedicar 1 hora y 10 minutos para completar la guía. Las actividades a desarrollar fueron tomadas del texto *English, Please!* 1 para grado 9, disponible en los materiales de la plataforma de Colombia Aprende. Se adjuntan las páginas al final de esta guía para quienes no cuentan con conexión a internet. Se espera que su hijo (a) dedique alrededor de 1 hora y 10 minutos para desarrollar las siguientes actividades:

- ✓ **Actividad de vocabulario:** Desarrollar un crucigrama utilizando las imágenes como pistas. Luego, clasificar las palabras y frases del crucigrama en un cuadro de acuerdo a las categorías dadas.
- ✓ **Actividad de lectura:** Leer el texto y responder preguntas de selección múltiple. Para esta actividad, su hijo(a) debe referenciarse al libro del estudiante *English, Please* página 102 ejercicio 1.
- ✓ **Actividad de lenguaje:** Responder unas preguntas de análisis gramatical de las oraciones que aparecen en el libro del estudiante *English Please*, página 104 ejercicio 7.
- ✓ **Actividad de escritura:** Diseñar un poster mencionando 6 oraciones para cuidar del medio ambiente utilizando el verbo modal "*should/shouldn't*".
- ✓ **Actividad de autoevaluación:** evaluar su aprendizaje y comprensión del tema a partir de la reflexión de su desempeño en el desarrollo de las actividades de esta guía.

Además, se ofrecen ejemplos de las respuestas a las actividades resaltados en amarillo, las respuestas correctas y recursos adicionales de apoyo. Agradecemos su colaboración supervisando que su hijo(a) complete las actividades indicadas. Al final, ustedes encontrarán una serie de preguntas de verificación de lo que su hijo(a) aprendió mediante el desarrollo de esta guía.

iManos a la obra!

WELCOME TO THIS SELF-STUDY GUIDE

This English self-study guide will help you to practice how to give advice and suggestions using the modal verb **Should**. The vocabulary is related to actions in order to save the environment with activities from the *English Please Student's Book 9 Module 3, unit 2 lesson 5*. The main emphasis of this lesson is on giving recommendations to care for the environment using **should** and **shouldn't**.



Topic	Skill(s)	Grammar	Vocabulary	Function(s)
Helping the environment	Reading Writing	Should/Shouldn't	Environment protection	Giving advice about the environment

GET READY

<p>Study time needed:</p> <p>1 hour 10 minutes</p>	<p>Resources:</p> <p><i>English Dictionary, notebook, pencil, mobile phone, PDF file of English please! Student's book 1, large sheets of paper or cardboard, markers, colour pencils.</i></p>	<p>Textbooks Links:</p> <p>- English please! Student's book 1, page 102 Exercise 1, page 104 Exercise 9; page 105 Exercise 10.</p>
--	---	---

LEARNING OBJECTIVES

What will you learn/practise/reinforce with these activities?

- To practice vocabulary related to the environment care.
- To recognize the uses of the modal verbs **should** and **shouldn't** in context.
- To give advice and suggestions using modal verbs **should** and **shouldn't**.

LEARNING STRATEGIES

What can you do to achieve the objectives?


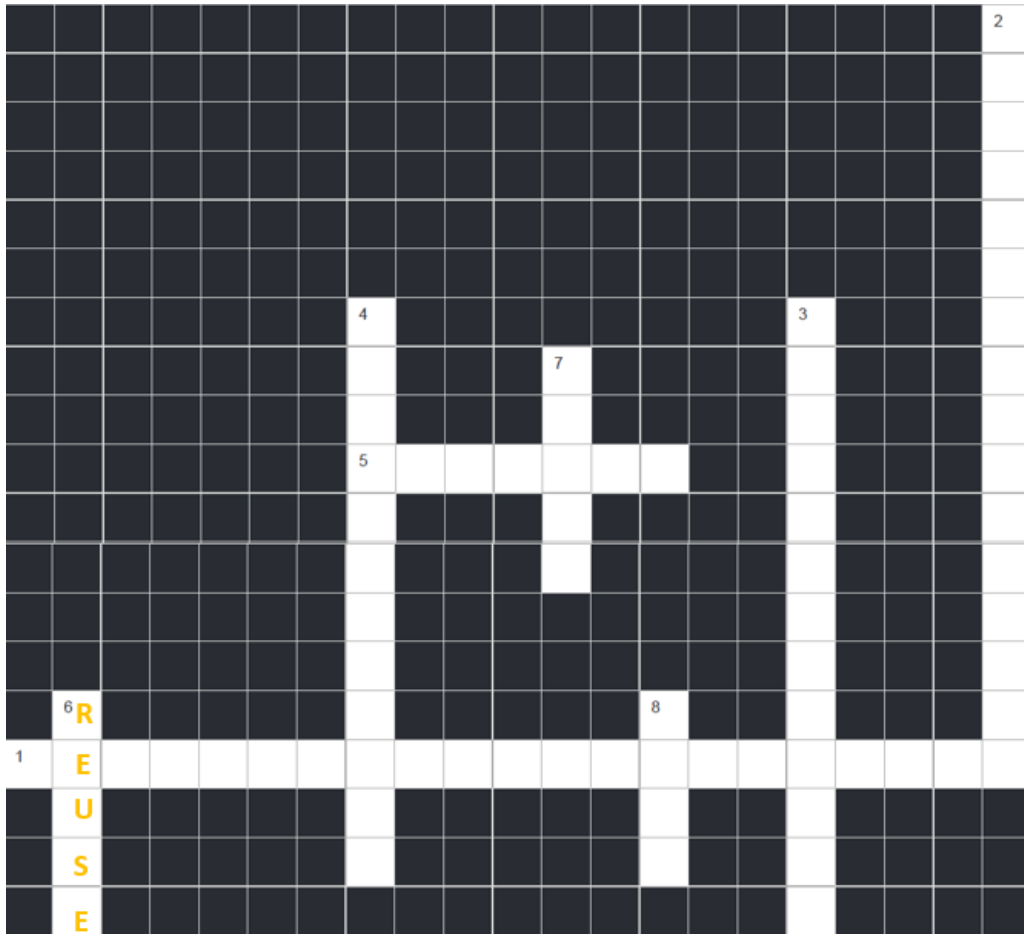
- Read the instructions for each task. Models of answers are highlighted in yellow.
- Use a dictionary only if it is necessary. You shouldn't translate word by word. Rather, relate the words with images.
- Write in your notebook new learning points and vocabulary.



ACTIVITIES

1. VOCABULARY TASKS (25 minutes)

A. Complete the crossword with the actions you see in the images.





B. Classify the previous actions into the categories from the table.

To reduce pollution...	To save water...	To save energy...	To reduce waste...
			Reuse

2. READING TASKS (15 minutes)

-Open your *English, Please!* Student's Book 1 on page 102 and read the text on exercise 1.

9

How 'green' are you?

Do you...

- **save energy?**
To save energy, turn off the lights and other electrical equipment when you don't need them. Use rechargeable batteries.
- **save water?**
To save water, have short showers and turn off the tap when you clean your teeth.
- **reduce pollution?**
To reduce pollution, walk, cycle or use public transport. Don't travel by car.
- **reduce waste?**
To reduce waste, recycle paper, metal and plastic. Reuse plastic bags. Recycle. Don't buy bottled water - use a reusable water bottle.

Glossary

save = ahorrar
 turn off = apagar
 rechargeable = recargable
 reduce = reducir
 waste = basura

C. Choose the correct option.

1. To save energy, you should...

- a. turn off the tap
- b. use public transport
- c. **turn off the lights**

2. You should use rechargeable batteries to...

- a. Save water
- b. Save energy
- c. Reduce waste

3. To reduce pollution, you should...

- a. Travel by car
- b. reuse plastic bags
- c. cycle

4. You should not buy bottled water to...

- a. reduce waste
- b. reduce pollution
- c. walk

5. To save water, you should not...

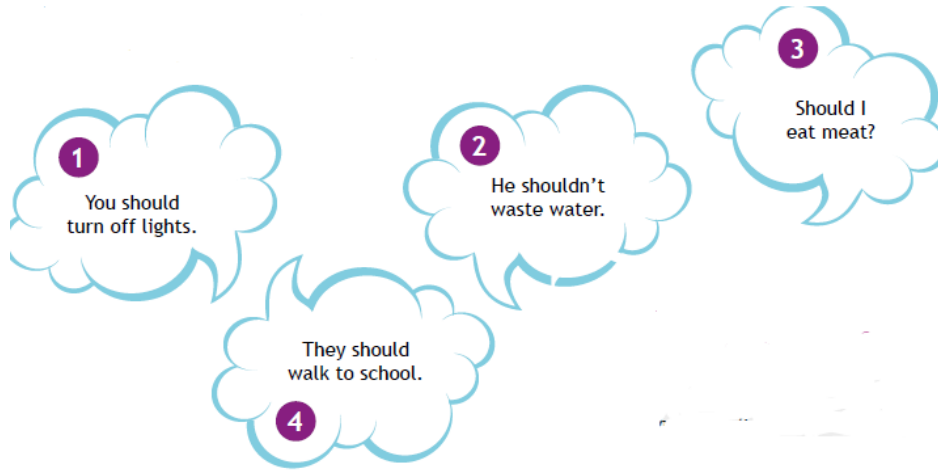
- a. Have short showers
- b. clean your teeth
- c. have long showers



3. LANGUAGE TASKS (10 minutes)

D. Analyze the following 4 sentences in the bubbles and answer the questions.

10



1. Are these sentences making suggestions or giving an order? **Making suggestions**
2. Which sentence is asking a question? _____
3. Which sentence is saying not to do something? _____
4. Which sentences are saying to do something? _____
5. What word goes after 'should' in sentences 1 and 4? _____
6. Does the word 'should' change for the different subjects (*I, you, he, she, we, they*)? _____
7. What word comes first to form a question? _____

E. Order the words to form sentences or questions.

1. should / trees / plant / you **You should plant trees.**
2. shouldn't / litter / you _____
3. lights / off / should / you / energy / turn / save / to _____
4. food / waste / ? / I / should _____
5. cycle / to / you / reduce / should / pollution _____
6. short / to / water / should / have / ? / save / I / showers _____



4. WRITING TASK (20 minutes)

F. Make a poster to give 6 recommendations to take care for the environment. Use the words from the box or your own ideas using **Should / shouldn't**. Follow the example given below.

Reuse Have short showers litter recycle cut trees use public transportation
 Turn off the lights travel by car waste food save water walk or cycle plant trees

How to care for the environment?

11




**REDUCE
REUSE
RECYCLE**



*You should eat less meat.
 You should ride a bike to school /work.
 You shouldn't set fire in the forest.
 You shouldn't waste paper.*

5. SELF-ASSESSMENT TASK (10 minutes)

-Place a tick (✓) according to your understanding of the topic.

CHECK YOUR PROGRESS!	12  I can do this very well	13  I can do this quite well	14  I need to work on this
I can identify the vocabulary about caring for the environment			
I can infer information from a text.			
I can write advice and suggestions with should / shouldn't			

THIS IS THE END

Congratulations! you can do amazing things. Continue practicing the vocabulary about how to care for the environment, and how to give advice or make suggestions in English. You can check the useful resources as well to keep on practicing this topic. Finally, take care of the environment by carrying out simple actions.



USEFUL RESOURCES

Online dictionary <https://www.ldoceonline.com/es-LA/>

Videos on how to care for the environment

https://youtu.be/X2YgM1Zw4_E

<https://youtu.be/V0IQ3lj140>

https://youtu.be/OasbYWF4_S8

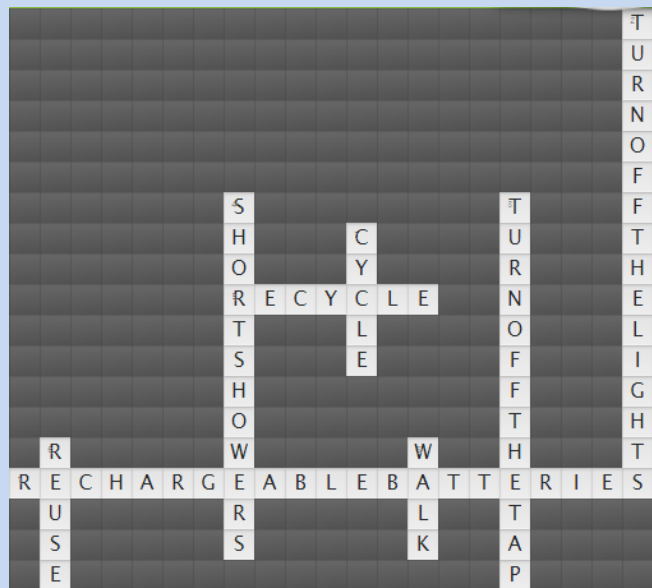
Exercises to practice should and shouldn't

<https://learnenglish.britishcouncil.org/english-grammar-reference/suggestions-and-obligations>

<https://www.englishexercises.org/makeagame/viewgame.asp?id=4125>

ANSWER KEY

1. VOCABULARY TASKS



- B.** to reduce pollution – walk / cycle
 To save water – short showers / turn off the tap
 To save energy – turn off the lights / rechargeable batteries
 To reduce waste – recycle / reuse

2. READING TASKS

C. 1. C 2. B 3. C 4. A 5. C

3. LANGUAGE TASKS

D. 2. 3 3. 2 4. 1 and 4 5. Main verb 6. No 7. Should

- E.** 1. You should plant trees.
 2. You shouldn't litter.
 3. You should turn off the lights to save energy.
 4. Should I waste food?
 5. You should cycle to reduce pollution.
 6. Should I have short showers to save water?



ORIENTACIONES FINALES PARA LOS PADRES DE FAMILIA

Una vez su hijo o hija haya terminado las actividades de esta guía, por favor hágale las siguientes preguntas para verificar el proceso de aprendizaje y comprensión del tema de la guía.

1. ¿Cuál fue la actividad que más te gustó y cuál te resultó más difícil realizar? ¿Por qué?
2. Enséñame como se dice en inglés palabras como ahorrar y reusar.
3. Enséñame cómo se dan consejos en inglés para proteger el medio ambiente.
4. ¿Cuánto tiempo te tomó para desarrollar toda la guía?
5. ¿Te parecieron claras las instrucciones para cada una de las actividades?

AUTHOR(S)

Name	Nubia del Socorro Cuaspa Miramá	Oscar Hernán Ayala Chávez
Email	nubelim28@gmail.com	oscarayalachaves@gmail.com
School	Institución Educativa Técnica Comercial Pangús (Los Andes - Nariño)	Institución Educativa Agropecuaria Altamira (Policarpa - Nariño)



APPENDIXES

English, Please! Student's book 1 Page 102 exercise 1

Get Ready!

1. Read the text. Then complete the chart in your notebook so it is true for you.

To save energy ...	To save water ...	To save petrol ...	To save paper and plastic ...
I turn off lights.			

How 'green' are you?

Do you...

- **save energy?**
To save energy, turn off the lights and other electrical equipment when you don't need them. Use rechargeable batteries.
- **save water?**
To save water, have short showers and turn off the tap when you clean your teeth.
- **reduce pollution?**
To reduce pollution, walk, cycle or use public transport. Don't travel by car.
- **reduce waste?**
To reduce waste, recycle paper, metal and plastic. Reuse plastic bags. Recycle. Don't buy bottled water - use a reusable water bottle.



Glossary

save = ahorrar
turn off = apagar
rechargeable = recargable
reduce = reducir
waste = basura



English, Please! Student's book 1 Page 104 exercises 7 and 9

Focus on language

7. Read the sentences and answer the questions a-e.

1 You should turn off lights.

2 He shouldn't waste water.

3 Should I eat meat?

4 They should walk to school.

78 **8. Say it!**
 Practise the sound /ʃ/.
 Listen and repeat.
Should Shelley shop for shoes?

- Are these sentences making suggestions or giving an order?
 - Which sentence is saying not to do something?
 - Which sentences are saying to do something?
 - Does the word *should* change for different parts of speech (*I, you, he, she, we, they*)?
 - How do you form a question?
9. Write sentences to give advice to a friend who wants to help the environment. Use the words in the box or your own ideas and *should / shouldn't*.

eat less meat	have shorter showers	throw away plastic bags
recycle your rubbish	turn off the lights	travel everywhere by car
waste food	save water	walk or cycle

Example: *You should eat less meat. / You shouldn't throw away plastic bags.*



English, Please! Student's book 1 Page 105 exercise 10

10. In pairs, ask for and give advice. Use the information in the box and your own ideas.

shop local turn off the lights leave the car at home eat less meat
buy only the food you need reuse plastic bags turn off the tap when you clean your teeth
turn off electrical equipment have quick showers do short journeys on foot

I'd like to save water.
Can you advise me
what I should do?

I'd like to think more about the
environment when I shop for food.
Can you advise me, please?

I'd like to save energy. What
suggestions can you make?

What should I do to
reduce pollution?



LINKS OF IMAGES

1. Image retrieved from <https://freesvg.org/illustration-of-batteries-and-accumulator> with a free for commercial use license.
2. Image retrieved from <https://www.vecteezy.com/vector-art/1482693-electric-switch-with-finger-cartoon-icon-isolated> with a free for commercial use license.
3. Image retrieved from <https://www.vecteezy.com/vector-art/1312401-hands-opening-a-faucet> with a free for commercial use license.
4. Image retrieved from <https://www.vecteezy.com/vector-art/568219-showerhead-icon> with a free for commercial use license.
5. Image retrieved from <https://freesvg.org/use-the-garbage-bin-vector-sign> with a free for commercial use license.
6. Image retrieved from <https://www.vecteezy.com/vector-art/149995-recycling-flat-icon> with a free for commercial use license.
7. Image retrieved from <https://freesvg.org/bicyclist-silhouette-vector-illustration> with a free for commercial use license.
8. Image retrieved from <https://freesvg.org/male-figure-with-papers> with a free for commercial use license.
9. Ministerio de Educación Nacional (n.d). English, please! Fast Track Student's book 1. Bogotá D.C. – Colombia. P. 102. Retrieved from www.colombiaaprende.edu.co/colombiabilingue.
10. Ministerio de Educación Nacional (n.d). English, please! Fast Track Student's book 1. Bogotá D.C. – Colombia. P. 104. Retrieved from www.colombiaaprende.edu.co/colombiabilingue.
11. Image retrieved from <https://www.vecteezy.com/vector-art/413518-recycle> with a free for commercial use license.
12. Image retrieved from <https://pixabay.com/vectors/smiley-face-grin-smile-happy-icon-304270/> with a free for commercial use license.
13. Image retrieved from <https://pixabay.com/vectors/smiley-emoticon-happy-face-icon-1635449/> with a free for commercial use license.
14. Image retrieved from <https://pixabay.com/vectors/smiley-emoticon-undecided-unsure-1635455/> with a free for commercial use license.