



"BEYOND THE CLASSROOM" ENGLISH SELF-STUDY GUIDE

School _____

City _____

Teacher's name _____

Student's name _____

Grade _____

9th

Level _____

A1

ORIENTACIONES PARA LOS PADRES DE FAMILIA

Esta guía de aprendizaje de inglés para el trabajo en casa ha sido diseñada con el fin de ayudar a su hijo (a) a practicar en inglés cómo describir los miembros de la familia y personas del entorno inmediato. Para ello, su hijo(a) debe destinar aproximadamente 1 hora de trabajo y debe remitirse a la página 38 del libro del estudiante *English, Please! 9* que está disponible en la plataforma Colombia Aprende, en su defecto se adjunta la página del libro al final de esta guía para aquellos que no tienen acceso a internet. A continuación, encontrará un breve resumen de las actividades a desarrollar:

- **Actividad 1:** consiste en etiquetar las imágenes usando las palabras del cuadro.
- **Actividad 2:** nos remite a la página 38 del libro del estudiante *English, Please! 9* para desarrollar el numeral 1 y 2, y así responder a las preguntas de falso y verdadero de acuerdo a los textos; si los enunciados son falsos, deberá corregirlos.
- **Actividad 3:** A partir de las lecturas cortas de la actividad anterior, debe responder preguntas de selección múltiple.
- **Actividad 4:** hace referencia a la producción escrita de un pequeño párrafo describiendo a tres miembros de la familia y a su mejor amigo (a). Para ello debe tomar como modelo los textos y el vocabulario practicado en los puntos anteriores.
- **Actividad 5:** Finalmente, su hijo (a) realizará una autoevaluación para verificar el éxito de su proceso de aprendizaje durante el desarrollo de esta guía.

Además, se ofrecen ejemplos de las respuestas de las actividades, así como recursos adicionales de apoyo que le permitirán a su hijo (a) expandir conocimiento sobre el tema de esta guía. Agradecemos su colaboración supervisando que su hijo(a) complete las actividades indicadas. Al final, encontrarán una serie de preguntas de verificación de lo que su hijo(a) aprendió mediante el desarrollo de esta guía.

WELCOME TO THIS SELF-STUDY GUIDE

This guide will help you describe your family and people around you in written form through grammar, vocabulary, reading comprehension and writing activities. First, you will label some images to practice adjectives, then you will check some short readings and answer questions; and finally you will write about your family and best friend. The topic is related to the contents appearing in the *English, Please! Student's book 9, Module 1 Unit 3 Lesson 8*.



Topic	Skill(s)	Grammar	Vocabulary	Function(s)
What do people around me look like?	Writing	Present simple	Parts of the body Adjectives for physical appearance	Describing people around me

GET READY

Study time needed: 1 hour	Resources: <i>English dictionary, notebook, pencil, mobile phone, PDF file of English, Please! Student's book 9.</i>	Textbooks Links: <i>English please! Student's book 9, page 38 exercise 1, 2, 3</i>
--	--	--

LEARNING OBJECTIVES	LEARNING STRATEGIES
---------------------	---------------------

<p><i>What will you learn/practise/reinforce with these activities?</i></p> <ul style="list-style-type: none"> To practise vocabulary related to body parts. To review adjectives used to describe physical appearance. To describe the family and people around her/him. 	<p><i>What can you do to achieve the objectives?</i></p> <ul style="list-style-type: none"> Read carefully the instructions for each task. Look at the models of answers given in each task. They are highlighted in yellow. Use the dictionary only if absolutely necessary. Use your prior knowledge and try to infer the meaning. You should not translate word by word.
--	---

ACTIVITIES

1. VOCABULARY TASK (10 minutes)

A. Label the pictures using descriptions from the box. Look at the example.


Long black hair	young people	green eyes	wavy brown hair
brown eyes	Well-built	slim	Old people
			tall



1. Well-built



2. _____



3. _____



4. _____




5. _____



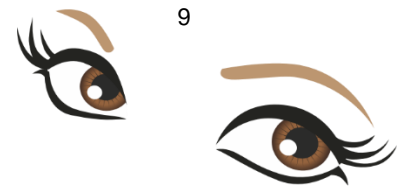
6. _____



7. _____



8. _____



9. _____

2. LANGUAGE FOR DESCRIPTIONS (15 minutes)

B. Open your English, Please! *Student's book 9* on page 38 and look at exercise 1. This exercise offers you some descriptions of famous people. Read them a - d and match them to the pictures 1-4.

10

Read

Get Ready!

1. What do you know about the people in the pictures? Read the texts a-d and match them to the pictures 1-4.

2. Radamel Falcao

- a. He's tall. His hair is shoulder-length and black. His eyes are small and black. He isn't old.
- b. She's short and slim. Her hair is long and black. Her eyes are big and black too. She's young.
- c. He's short and well-built. His hair is short and black. His eyes are big and black. He's middle-aged.
- d. She is short. Her hair is long and blonde. Her eyes are brown.



1. Shakira



2. Radamel Falcao



3. Mariana Pajon



4. Pirry



C. Find adjectives in the previous descriptions and classify them according to the categories from the table. Complete the chart in your English notebook.

AGE	HEIGHT	BUILT	HAIR	EYES
Young				

D. Circle **True** or **False** for each statement and correct the false statements in your English notebook.

-Mariana Pajón is short and fat.

True **False**

Mariana Pajón is short and slim.

1. Mariana Pajón has big black eyes.

True False

2. Shakira is tall and fat.

True False

3. Pirry is tall and slim.

True False

4. Radamel Falcao is young and tall.

True False

3. READING TASK (5 minutes)

E. Based on the previous descriptions of the famous people, choose the correct option.

1. Who has long black hair?

A. Mariana

B. Shakira

C. Falcao

2. Who is middle-aged?

A. Shakira

B. Mariana

C. Pirry

3. Who plays soccer?

A. Pirry

B. Falcao

C. Mariana

4. Mariana has...

A. blond hair

B. black eyes

C. tall

5. What is the purpose of these texts?

A. To describe the life of famous people.

B. To narrate the importance of famous people.

C. To describe the physical characteristics of famous people.

4. WRITING DESCRIPTIONS (20 minutes)

F. In one short paragraph, similar to the ones from exercise B, describe three members of your family (father, mother, sister, brother, grandfather, grandmother, aunt, or uncle) and your best friend. If necessary, use a dictionary as an aid.



11



***MY FAMILY**

12



***BEST FRIEND**

5. EVALUATE YOUR WORK (10 minutes)

Choose an emoji for each statement (1, 2) and answer the questions.

CHECK YOUR PROGRESS	13	14	15	Answer the questions below. Then, share the answers with your parents
VERY WELL	I NEED MORE PRACTICE	WITH DIFFICULTY		
1. I can identify body parts and adjectives.				How many new words did you learn? _____
2. I can describe my family and my best friend in short paragraphs.				How do you feel now after finishing your descriptions? _____

THIS IS THE END

Congratulations, you can do amazing things. Continue practicing the vocabulary about adjectives and parts of the body and how to describe people around you in English. You can use the resources below to get more ideas and clarify doubts.



USEFUL RESOURCES

Online dictionary <https://www.ldoceonline.com/es-LA/>

Activity about adjectives <https://learnenglishkids.britishcouncil.org/grammar-practice/adjectives>

Grammar explanation about adjectives

<https://learnenglishkids.britishcouncil.org/es/category/grammar/grammar-adjectives>

Games about adjectives <https://learnenglishkids.britishcouncil.org/archived-word-games/make-the-sentences/people-and-appearance>

<https://learnenglishteens.britishcouncil.org/vocabulary/beginner-vocabulary/appearance>

Video about physical appearance <https://www.youtube.com/watch?v=XGdKDemKF30>

ANSWER KEY

1. VOCABULARY TASK

A. 1. Well-built 2. Wavy brown hair 3. Slim 4. Long black hair 5. Green eyes
6. Old people 7. Young people 8. Tall 9. Brown eyes

2. LANGUAGE FOR DESCRIPTIONS

B. 1-d 2- a 3-b 4- c

C.

AGE	HEIGHT	BUILT	HAIR	EYES
Young Old middle aged	Short tall	Slim well-built	Long and black Long and blonde Short and black	Small and black Big and black

D. 1. True 2. False. Shakira is short. 3. False. Pirry is short and well-built 4. True

3. READING TASK

E. 1. A. Mariana 2. C. Pirry 3.B. Falcao 4. B. Black eyes 5. C. To describe the physical characteristics of famous people.

ORIENTACIONES FINALES PARA LOS PADRES DE FAMILIA

Estimado padre / acudiente: Una vez su hijo (a) haya terminado las actividades de esta guía, le invito a que le haga las siguientes preguntas para verificar el proceso de aprendizaje y la comprensión del tema de esta guía.

1. ¿Cuál fue la actividad que más te gustó y cuál fue la actividad que te pareció más difícil?
2. Enséñame cómo se dicen en inglés algunos de los adjetivos que aprendiste.
3. Enséñame cómo se realiza una descripción física de personas en inglés.



4. ¿Cuánto tiempo te tomó desarrollar toda la guía?
5. ¿Qué recursos utilizaste?

AUTHOR(S)			
Name	Mercedes Andrea Dejoy Armero	Gaby Doris Caicedo Parra	Zoila Rosa Melo Guerrero
Email	andreinadejoy@gmail.com	gadocapaenglish2020@gmail.com	zoilamelo19@gmail.com
School	Institución Educativa Los Heroes	Institución Educativa La Victoria	Institución Educativa Santa Rosa de Lima

APPENDIX

English please! Student's book 9, page 38

8 Lesson 8

Read


Get Ready!

1. What do you know about the people in the pictures? Read the texts a-d and match them to the pictures 1-4.
 - a. He's tall. His hair is shoulder-length and black. His eyes are small and black. He isn't old.
 - b. She's short and slim. Her hair is long and black. Her eyes are big and black too. She's young.
 - c. He's short and well-built. His hair is short and black. His eyes are big and black. He's middle-aged.
 - d. She is short. Her hair is long and blonde. Her eyes are brown.


Focus on vocabulary

2. Find words in the texts in exercise 1 to complete the chart in your notebook.


Age	Height	Build	Hair	Eyes
<i>young</i>				




1. Shakira



2. Radamel Falcao



3. Mariana Pajon



4. Pirry



LINKS OF IMAGES

1. Image retrieved from <https://freesvg.org/professional-wrestler> with a free for commercial use license.
2. Image retrieved from <https://www.vecteezy.com/vector-art/1376522-set-of-african-american-young-women> with a free for commercial use license.
3. Image retrieved from <https://www.vecteezy.com/vector-art/139383-slimming-icon-outline-bold-vector> with a free for commercial use license.
4. Image retrieved from <https://freesvg.org/ugly-woman-with-long-hair-vector-image> with a free for commercial use license.
5. Image retrieved from <https://freesvg.org/vector-image-of-head-of-anime-girl> with a free for commercial use license.
6. Image retrieved from <https://www.vecteezy.com/vector-art/240925-happy-grandparents-vector> with a free for commercial use license.
7. Image retrieved from <https://www.vecteezy.com/vector-art/1821490-group-of-young-people-avatar-characters> with a free for commercial use license.
8. Image retrieved from <https://www.vecteezy.com/vector-art/115818-grow-up-vector-background> with a free for commercial use license.
9. Image retrieved from <https://freesvg.org/eyes-705422> with a free for commercial use license.
10. Ministerio de Educación Nacional (n.d). English, please! 1 Fast Track. Bogotá D.C. – Colombia. P. 38. Retrieved from www.colombiaaprende.edu.co/colombiabilingue.
11. Image retrieved from <https://www.vecteezy.com/vector-art/238854-dog-family> with a free for commercial use license.
12. Image retrieved from <https://www.vecteezy.com/vector-art/554670-question-mark-cartoon-vector-icon> with a free for commercial use license.
13. Image retrieved from <https://pixabay.com/vectors/smiley-face-grin-smile-happy-icon-304270/> with a free for commercial use license.
14. Image retrieved from <https://pixabay.com/vectors/smiley-emoticon-happy-face-icon-1635449/> with a free for commercial use license.
15. Image retrieved from <https://pixabay.com/vectors/smiley-emoticon-undecided-unsure-1635455/> with a free for commercial use license.