



"BEYOND THE CLASSROOM" ENGLISH SELF-STUDY GUIDE

School

City

Teacher's name

Student's name

Grade

9th

Level

A2

ORIENTACIONES PARA LOS PADRES DE FAMILIA

Queridos padres de familia, esta es una guía para sus hijos con la cual se busca mejorar sus conocimientos tanto en vocabulario como en gramática y uso del lenguaje. El tema principal son los miembros de la familia y los adjetivos posesivos en inglés. Algunas de las palabras del vocabulario que vamos a usar son grandma, grandpa, mom, dad, son, daughter, sister, brother, y his, her, your, my, their, its, our, los cuales serán desarrollados y medidos mediante ejercicios de escoger, completar y comprensión. Las actividades son tomadas del libro English Please 1, páginas 22 a la 24, el cual se puede encontrar en la página de Colombia Aprende. Se adjuntan los ejercicios del libro dentro de la guía para quienes no tienen acceso a internet.

- La actividad 1 son cuatro ejercicios, dos de práctica del vocabulario en inglés sobre los miembros de la familia y dos del uso de pronombres posesivos.
- La actividad 2, está dividida en dos partes, en la primera se cuenta con dos ejercicios que permiten a nuestros estudiantes practicar lectura y hacer uso del vocabulario. En la segunda parte se busca promover la habilidad de escritura en inglés usando los elementos aprendidos.
- Por último, la actividad 3 es para que su hijo(a) autoevalúe lo aprendido.

Además, se ofrecen ejemplos de las actividades, las respuestas correctas y recursos adicionales de apoyo. Agradecemos su colaboración supervisando que su hijo(a) complete las actividades indicadas. Al final, ustedes encontrarán una serie de preguntas de verificación de lo que su hijo(a) aprendió mediante el desarrollo de esta guía.

WELCOME TO THIS SELF-STUDY GUIDE

This English self-study guide helps you describe your family in written form. All the activities are related to the topic of "Family Members" presented in English please 1 - Module 1, unit 2, Lesson 4, pages 22-24. It starts with some vocabulary revision activities. Then, you have to answer some questions about the language used to describe your family (possessive adjectives) and end up writing a paragraph about a family member.



Topic	Skill(s)	Grammar	Vocabulary	Function(s)
My Family	Reading and writing	Possessive adjectives	Family Members	Talking about family members

GET READY

Study time needed: 1 hour	Resources: English dictionary, notebook, pencil, pdf file of English Please 1 student book.	Textbooks Links: English please 1 - Module 1, unit 2, Lesson 4, pages 22-24. http://aprende.colombiaaprende.edu.co/sites/default/files/naspublic/colombiabilingue/ep_sbook/student_ep1.pdf
--	---	---

LEARNING OBJECTIVES

- To talk about family members.
- To use possessive adjectives.
- To make inferences and find specific information in a text.
- To write short sentences about your family.

LEARNING STRATEGIES

- Follow the examples given.
- Ask your teacher questions.
- Write new words in your notebook.
- Create an image in your mind to represent information.
- Write sentences based on previous knowledge.

ACTIVITIES

1. LANGUAGE TASKS (time)



Create an image in your mind to represent information.

1.1. Vocabulary

- 1.1.1. Use the Word Bank to complete the family members. Follow the example given.

Mother	Grandmother	Son	Daughter	Father
--------	-------------	-----	----------	--------



1. _____

2. _____

3. _____

4. _____

5. GRANDFATHER

6. _____

1.1.2. Match the words (a-e) with the definitions (1-5). Follow the example given.

a. Son	1. _____ I am the father of this boy
b. Granddaughter	2. _____ He is the father of my father
c. wife	3. _____ I am the mother of this girl
d. Grandfather	4. _____ She is the daughter of my son
e. daughter	5. _____ She is the woman I got married to

1.2. Grammar

1.2.1. Match the sentences a-d to the pictures 1-4. Follow the example given.

- a. She's my aunt. Her name's Anna.
- b. We're from Venezuela. Our family is very big.
- c. They're Juanita, Luis and Pedro. Their parents are Lucía and Paul.
- d. I'm an only child. My family is very small.



_____ a _____

Taken from English Please 9, page 22

1.2.2. Read and repeat the sentences.

- a. My family is small.
- b. Your mother is from Austria.
- c. Her name is Laura.
- d. His name is Andrés.
- e. The dog loves its ball.
- f. Our names are Lala and Lily.
- g. Their names are Sophie and Chris.

1.2.3. Read again and circle the correct possessive adjective according to the pronoun. Follow the example given.

Pronoun	Possessive adjective						
	My	Your	Her	His	Its	Our	Their
a. I	My	Your	Her	His	Its	Our	Their
b. She	My	Your	Her	His	Its	Our	Their
c. He	My	Your	Her	His	Its	Our	Their
d. It	My	Your	Her	His	Its	Our	Their
e. You	My	Your	Her	His	Its	Our	Their
f. They	My	Your	Her	His	Its	Our	Their
g. We	My	Your	Her	His	Its	Our	Their



- 1.2.4. Complete the text with the correct possessive adjective. Follow the example given.

This is a photo of my family. This is *my* sister. (1) _____ name is Rose. She's two years old. I have two brothers. They are twins! (2) _____ names are Pablo and Fabián. They're six years old. (3) _____ favourite colour is blue. (4) _____ parents are George and Lisa. (5) _____ father is 35 years old. (6) _____ favourite colour is green. (7) _____ mother is 30 years old. (8) _____ favourite colour is white. (9) _____ dog isn't in the picture. (10) _____ name is Piky. What about your family?



Taken from English Please 9, page 23

- | | | |
|-------------|-----------------|---------------|
| 1. His /Her | 2. Their / Your | 3. My / Their |
| 4. My /His | 5. Their / My | 6. His / Her |
| 7. My / His | 8. Our / Her | 9. Our / Your |
| | 10. Its / His | |

2. SKILL TASKS (Time)

2.1. Reading

- 2.1.1. Read the text and choose the correct option.

Fernando: This is a picture with my granddaughter Helen. She's 20 years old and she's an only child. We are very happy on her birthday.



Sam: This is my son's birthday. My wife Sandra is thirty-two years old. Her favourite colour is yellow. Our son is Pete.



Sophia: This is a picture of my daughter Laura with her baby Allan. He's her first child and he's just two months old. My daughter is thirty.



Carlos: This is a photo with my girlfriend Linda. She's 18 years old. Our favourite kind of music is Salsa. Her favourite colour is red, but my favourite colour is purple.





1. How old is Helen?

- A. Twelve
- B. Twenty
- C. Twenty-two
- D. Thirty-two

2. Who is eighteen years old?

- A. Sam
- B. Laura
- C. Linda
- D. Carlos

3. Who is 30 years old?

- A. Helen
- B. Laura
- C. Linda
- D. Sandra

4. Who is a grandfather?

- A. Fernando
- B. Sam
- C. Carlos
- D. Pete

5. Which two people are an only child?

- A. Helen and Allan
- B. Allan and Sam
- C. Sophia and Pete
- D. Pete and Allan

Reading Tip

1. Read the text.
2. Read the question.
3. Go back to the text to find the answer.
4. Check all the options, before you choose your answer.

Taken from English Please 1, page 24

2.1.2. Underline (T) if it is true and (F) if it is false according to the reading. There is an example.

Helen's grandfather is happy in the photo. F T

a. Sandra is Sam's wife. F T

b. Sophie is Laura's daughter. F T

c. Linda's favorite color is red. F T

2.2. Writing

Write a short paragraph about a family member: Don't forget to use possessive adjectives and follow this example. You may paste a photo or draw.



Write sentences based on your prior knowledge.






Example: My mother is a teacher. **Her** name is Maria. She is 40 years old. **Her** school is La Inmaculada and **Her** favorite color is blue.

	<hr/> <hr/> <hr/>
--	-------------------

3. ASSESSMENT TASK (time)

Read the statements and check your progress. Then, discuss some questions with your parents.

Check your progress!	 7+	 8+	 9+	Discuss with your parents, then answer the questions below
	Very well	Quite well	With difficulty	
I can identify the members of my family in English.				How many new words did you learn? _____
I can use possessive adjectives.				How do you express possession in English? _____

THIS IS THE END

Thank you very much for the work done in this guide, I hope it is useful for you and that you achieve the expected objectives. Continue practicing the vocabulary about family members and how to express possession in English. You can continue learning with the following links.

USEFUL RESOURCES

Family vocabulary

<https://www.youtube.com/watch?v=FHaObkHEKHQ>

<https://www.englishclub.com/vocabulary/family-exercise.htm>

Possessive adjectives

<https://agendaweb.org/grammar/possessive-exercises.html>

<https://learnenglishteens.britishcouncil.org/grammar/beginner-grammar/personal-pronouns-possessives>



ANSWER KEY

1.1 Vocabulary: 1(father) 2 Grandmother 3 (son) 4 (mother) 5 (daughter)

1.1.1 (son - I am the father of this boy)
(granddaughter - She is the daughter of my son)
(Wife - She is the woman I got marry)
(Grandfather - He is the father of my father)
(Daughter I am the mother of this girl)

1.2 Grammar:

1.2.1 (a-3; b-4; c-2; 1)

1.2.2 (1 her - 2 their - 3 their - 4 my - 5 my - 6 his -7 my - 8 her - our - 10 its)

1.2.3 b. (her) c. (his) d. (its) e. (your) f. (their) g. (our)

1.2.4

1 (his) 2 (their) 3 (their) 4 (my) 5 (my) 6 (his) 7 (my) 8 (her) 9 (our) 10 (its)

2. Skill task

2.1.1 (1 - B; 2 - D; 3- B; 4-A; 5-A)

2.1.2 (a - T; b - F; c - T)

ORIENTACIONES FINALES PARA LOS PADRES DE FAMILIA

Una vez su hijo o hija haya terminado las actividades de esta guía, por favor hágale las siguientes preguntas que le permiten verificar el proceso de aprendizaje

- ¿Cuál fue la actividad que más te gustó y cuál fue la actividad que te pareció más difícil?
- Enséñame cómo se dicen en inglés las siguientes oraciones: su hija (ella), su abuelo de (el), Nuestro hijo, tu abuela, mi mama.
- Enséñame cómo se dan instrucciones en inglés.
- ¿Cuánto tiempo te tomó desarrollar toda la guía?
- ¿Qué recursos utilizaste?

AUTHOR(S)

Name	Nury Guzman Vargas	Natalia Rincón Gaviria	Paula Andrea Acevedo
Email	nuryzguzman@gmail.com	natarincon1990gmail.com	Paula.acevedo.gomez.10@gmail.com
School	La Inmaculada de Versalles	Ramón Martínez Benítez	Antonio Holguín Garcés

LINKS OF IMAGENES

1. Image retrieved from

https://www.freepik.es/vector-gratis/fondo-trucos-consejos-utiles-rapidos_10317860.htm#page=1&query=quick%20tips&position=22 with a free for commercial use license.

2. Ministerio de Educación Nacional (n.d). English, please! 1 Fast Track. Bogotá D.C. – Colombia. Retrieved from www.colombiaaprende.edu.co/colombiabilingue.

3. Ministerio de Educación Nacional (n.d). English, please! 1 Fast Track. Bogotá D.C. – Colombia. Retrieved from www.colombiaaprende.edu.co/colombiabilingue.

4. Ministerio de Educación Nacional (n.d). English, please! 1 Fast Track. Bogotá D.C. – Colombia. Retrieved from www.colombiaaprende.edu.co/colombiabilingue.

5. Ministerio de Educación Nacional (n.d). English, please! 1 Fast Track. Bogotá D.C. – Colombia. Retrieved from www.colombiaaprende.edu.co/colombiabilingue.

6. Image retrieved from

https://www.freepik.es/vector-gratis/fondo-trucos-consejos-utiles-rapidos_10317860.htm#page=1&query=quick%20tips&position=22 with a free for commercial use license.

7. Image retrieved from <https://pixabay.com/vectors/smiley-face-grin-smile-happy-icon-304270/> with a free for commercial use license.

8. Image retrieved from <https://pixabay.com/vectors/smiley-emoticon-happy-face-icon-1635449/> with a free for commercial use license.

9. Image retrieved from <https://pixabay.com/vectors/smiley-emoticon-undecided-unsure-1635455/> with a free for commercial use license.