



"BEYOND THE CLASSROOM" ENGLISH SELF-STUDY GUIDE

School

City

Teacher's name

Student's name

Grade

7th

Level

A1

ORIENTACIONES PARA LOS PADRES DE FAMILIA

Estimados padres de familia y/o acudientes,

Continuamos nuestra labor, apreciamos su compromiso, excelente actitud y trabajo en equipo para el beneficio de nuestros jóvenes. La presente guía de aprendizaje se diseña con el fin de ayudar a su hijo (a) a practicar el vocabulario sobre las actividades de tiempo libre, así como expresar los planes futuros en inglés. Las actividades planteadas están basadas en el libro del estudiante *Way to Go 7* página 13 ejercicio 7. Para el desarrollo de la misma, su hijo(a) deberá dedicar un tiempo estimado de 1 hora. A continuación, se describen cada una de las secciones de esta guía:

- ✓ **Sección 1 (vocabulario):** completar el crucigrama teniendo en cuenta las imágenes que sirven de pista para numeral. Luego, escribir la palabra o frase correspondiente para cada imagen.
- ✓ **Sección 2 (lectura):** remitirse a la lectura del libro del estudiante *Way to Go 7*, página 13 ejercicio 7 para responder preguntas tipo falso / verdadero de comprensión.
- ✓ **Sección 3 (lenguaje):** realizar lectura de nuevo del texto anterior prestando atención a las palabras en negrilla para seleccionar la opción que complete correctamente los enunciados. Luego, escribir en orden las palabras para formar oraciones correctas.
- ✓ **Sección 4 (escritura):** escribir un mensaje corto a modo de correo electrónico para un amigo contando los planes que su hijo (a) tiene para el fin de semana próximo. Para esto, se requiere que use el vocabulario de actividades de tiempo libre y el tiempo futuro (*be going to*).
- ✓ **Sección 5 (auto-evaluación):** completar los enunciados propuestos para verificar la comprensión del tema y de las actividades desarrolladas en esta guía.

Adicionalmente, su hijo (a) cuenta con ejemplos de respuesta para cada una de las actividades, recursos adicionales de apoyo y las respuestas correctas correspondientes a los ejercicios al final de esta guía.

Esperamos que pueda apoyar a su hijo(a) en el desarrollo de las actividades y formulando las preguntas que se encuentran al final de esta guía en la sección ORIENTACIONES FINALES PARA LOS PADRES DE FAMILIA a fin de confirmar los aprendizajes que su hijo (a) logró realizar.

¡Mil gracias por su apoyo!



WELCOME TO THIS SELF-STUDY GUIDE

This English self-study guide will help you to practice vocabulary related to free time activities and talk about your plans for the future. For this, you will use the Way to Go student's book 7 page 13 exercise 7. This guide starts with some vocabulary activities. Then, you will read a text and answer some questions about it. Later, you will identify and analyse how to use the "be going to" to talk about future plans and finally, you will write a short text about your plans for the next weekend.

Topic	Skill(s)	Grammar	Vocabulary	Function(s)
I'm going to have fun!	Reading Writing	Future with <i>be going to</i>	Free time activities	Talking about future plans

GET READY

Study time needed: 1 hour	Resources: <i>English dictionary, notebook, pencil, mobile phone/ computer, PDF file of Way to Go Student's Book 7.</i>	Textbooks Links: <u>-Way to Go Student's book 7 page 13 exercise 7</u>
--	---	--

LEARNING OBJECTIVES

What will you learn/practise/reinforce with these activities?

- To review some free time activities.
- To infer information from a text.
- To identify the uses and structure of "be going to" for expressing future plans.
- To talk about plans for the future in a short written paragraph.

LEARNING STRATEGIES

What can you do to achieve the objectives?


- Read the instructions for each task.
- Look at the model answers given. They are highlighted in yellow.
- Use your prior knowledge and try to infer the meaning of new words. You should not translate word by word. Use your dictionary if necessary.
- Write in your notebook any "new" words and their meaning in English along with an example to help you remember the word.
- Circle or highlight key words with a bright color.





ACTIVITIES


1. VOCABULARY TASK (10 minutes)


A. Look at the images and complete the crossword puzzle. Then, label the images with the words.


1.  1. Musical instrument


2.  2. _____


3.  3. _____


4.  4. _____


5.  5. _____

6.  6. _____

7.  7. _____

8.  8. _____

9.  9. _____

10.  10. _____

MUSICAL INSTRUMENT



2. READING TASKS (15 minutes)

- Open your Way to go Student's book on page 13 exercise 7. Read Miguel's email.



12

Send

To: juano2.3@gmoe.co

Cc:

Bcc:

Subject: Hey! My plans for this school year.

Hi Juan,
 How are things in Medellín? This school year, our Cultural Arts Centre has lots of great things for us to do after school. I like almost everything, except for the arts club. I really don't like dancing or playing musical instruments! But I **am going to join** the sports club. I love football, so I'm **going to play** it every day! I'm **also going to join** the computer gaming club. You know I like meeting people online and I LOVE gaming, so I'm **going to play** new games with them after I do my homework.

What about you, Juan? What are you **going to do** in your free time this year? **Are you going to continue** with your swimming lessons?

Write back soon, 😊

Miguel

B. Choose *True* or *False* with an **X** for the following statements.

	True	False
1. Miguel likes the arts club.	_____	X
2. Miguel doesn't like playing musical instruments.	_____	_____
3. Miguel is going to play football every day.	_____	_____
4. Miguel is not going to join the computer gaming club.	_____	_____
5. Miguel is going to play old games with his friends.	_____	_____
6. Miguel is not going to do homework.	_____	_____

3. LANGUAGE TASKS (10 minutes)

C. Read Miguel's email paying attention to the words in **bold**. Then, choose the correct option for each statement.

- In the text, the sentences in bold talk about **the past / the present / the future**.
- To express future plans we use **be going to + infinitive / be going to + ing**.
- To make questions we use the verb be **before / after** the subject.



D. Put the words in order to make correct sentences.

1. after / I / games / homework / play / to / am / going / video

I am going to play video games after homework.

2. Going / is / Juan / swim / to

_____.

3. to / friend / a / week / going / best / read / my / is / book / next

_____.

4. join / club / to / Miguel / the / is / sports / going

_____.

5. my / play / am / to / friends / with / basketball / going / I

_____.

4. WRITING TASK (20 minutes)

E. What are your plans for the next weekend? Think about what you are going to do and write a short message to a friend. Use Miguel's email as a model and the vocabulary studied before.

13

Send

To: _____

Cc: _____

Bcc: _____

Subject: _____

Hi _____!

How is everything going? I tell you that _____

Write back soon!



5. SELF-ASSESSMENT TASK (5 minutes)

Exit ticket	One thing I still do not understand is _____
	Two things I learnt are _____ and _____
	One thing I need to practice more is _____

THIS IS THE END

Congratulations! You have made it to the end! Now you can write about your plans for the future using the vocabulary about free time activities. Check the useful resources to continue practicing this topic and have fun doing the activities you like the most!

USEFUL RESOURCES

Online English-Spanish dictionary <https://www.ldoceonline.com/es-LA/>

Going to for future plans <https://learnenglishkids.britishcouncil.org/grammar-practice/going-plans>
<https://learnenglish.britishcouncil.org/category/grammar/going-to>
<https://learnenglishteens.britishcouncil.org/grammar/intermediate-grammar/future-forms>

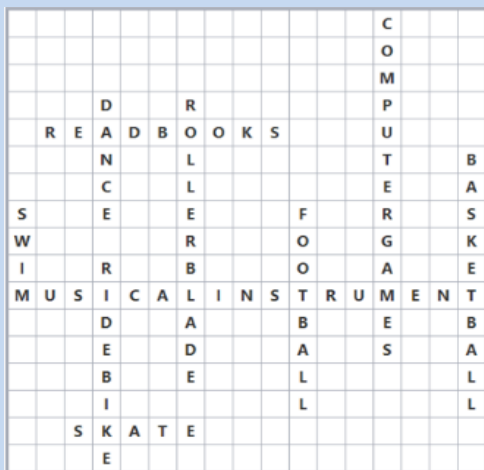
Vocabulary about Free time activities and sports

<https://learnenglishkids.britishcouncil.org/category/topics/free-time-and-hobbies>
<https://learnenglishkids.britishcouncil.org/word-games/free-time-1>

ANSWER KEY

1. VOCABULARY TASK

A.



1. Musical instrument
2. Computer games
3. Rollerblade
4. Basketball
5. Read books
6. Football
7. Ride bike
8. Skate
9. Dance
10. Swim

2. READING TASKS

- B. 1. F 2. T 3. T 4. F 5. F 6. F



3. LANGUAGE TASKS

- C.** 1. The future 2. Be going to + infinitive 3. before
- D.** 1. I am going to play video games after homework.
 2. Juan is going to swim.
 3. My best friend is going to read a book next week.
 4. Miguel is going to join the sports club.
 5. I'm going to play basketball with my friends.

ORIENTACIONES FINALES PARA LOS PADRES DE FAMILIA

Estimado padre de familia / acudiente: Una vez su hijo(a) haya desarrollado completamente las actividades propuestas en esta guía, es momento de hacer verificación de su proceso de aprendizaje. Para ello, le sugerimos hacer las siguientes preguntas:

1. ¿Qué palabras en inglés utilizamos para hablar de los planes futuros?
2. Dime algunas actividades que realizas en tu tiempo libre en inglés.
3. ¿Qué actividad te pareció más difícil de desarrollar? ¿Por qué?
4. ¿Cuál ejercicio fue el que más te llamo la atención? ¿Por qué?
5. ¿Fueron claras las instrucciones y ejemplos dados en cada una de las actividades?
6. ¿Empleaste algunos de los recursos sugeridos en la sección USEFUL RESOURCES?

AUTHOR(S)

Name	Yuliana Katherine Delgado Goyes	Gloria Esperanza Ceballos Reina	Cristian Gabriel Coral Benavides
Email	delgadoyulianak@gmail.com	geceball@gmail.com	cristhiancben92@gmail.com
School	I.E.M. Técnica Microempresarial los andes	I.E. Gabriel García Márquez	Institución Educativa La Victoria

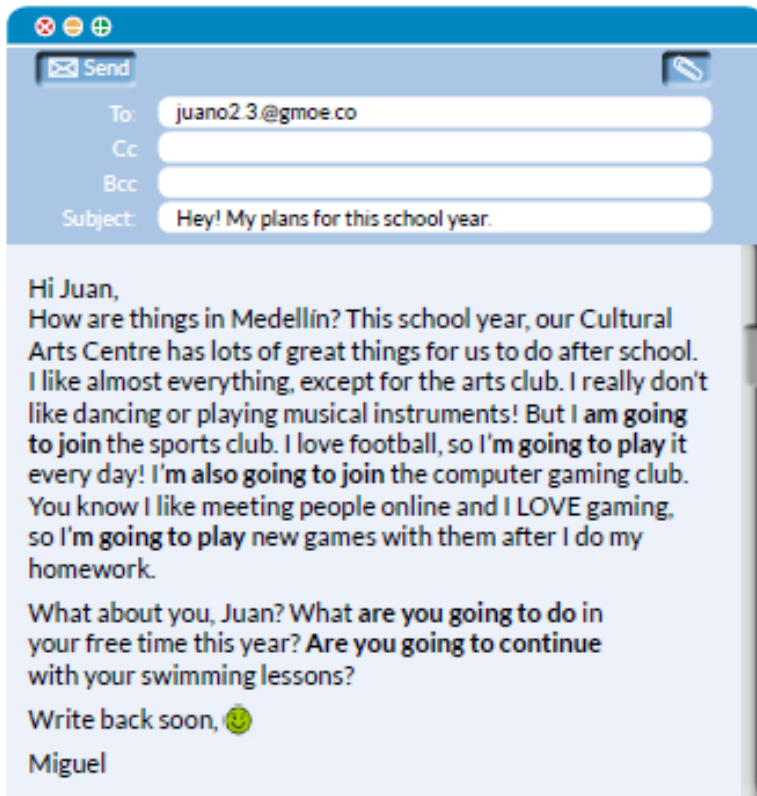


APPENDIX

Way To Go Student's book 7 page 13 exercise 7

module 1 // Unit 1

7. Read » Read Miguel's email and complete the summary (1-5).



Miguel loves football. He is going to join ¹.... He is going to play football².... He also likes ³... and ⁴..., so he is going to join the ⁵... club.

2 8. Listen »

Listen to Juan and Miguel's telephone conversation. Which of the activities in the photos (1-4) do they talk about? Listen again and make notes about all the activities you hear. Write sentences about what Juan is going to do or NOT going to do.





LINKS OF IMAGES

1. Image retrieved <https://freesvg.org/ukulele-image> with a free for commercial use license.
2. Image retrieved from <https://www.vecteezy.com/vector-art/1427897-space-game-on-computer-screen> with a free for commercial use license.
3. Image retrieved from <https://www.vecteezy.com/vector-art/166703-young-girl-on-rollerblade-illustration> with a free for commercial use license.
4. Image retrieved from <https://www.vecteezy.com/vector-art/135720-free-basketball-icon-set> with a free for commercial use license.
5. Image retrieved from <https://freesvg.org/reading-with-mother> with a free for commercial use license.
6. Image retrieved from <https://www.vecteezy.com/vector-art/135355-free-vector-football-ground> with a free for commercial use license.
7. Image retrieved from <https://www.vecteezy.com/vector-art/216164-riding-a-bike-illustration> with a free for commercial use license.
8. Image retrieved from <https://www.vecteezy.com/vector-art/82711-skater-vector> with a free for commercial use license.
9. Image retrieved from <https://www.vecteezy.com/vector-art/166852-couple-dressed-in-1940s-fashion-dancing-a-tap-dance-vector-illustration> with a free for commercial use license.
10. Image retrieved from <https://www.vecteezy.com/vector-art/414175-many-children-swimming-in-the-pool> with a free for commercial use license.
11. Image retrieved from <https://www.vecteezy.com/photo/1223998-young-indian-boy-smiling-to-the-camera> with a free for commercial use license.
12. Ministerio de Educación Nacional (2016). Way to go! 7th Grade Student's book. Bogotá D.C. – Colombia. P. 17. Retrieved from www.colombiaaprende.edu.co/colombiabilingue.
13. Ministerio de Educación Nacional (2016). Way to go! 7th Grade Student's book. Bogotá D.C. – Colombia. P. 17. Retrieved from www.colombiaaprende.edu.co/colombiabilingue.