



"BEYOND THE CLASSROOM" ENGLISH SELF-STUDY GUIDE

School _____

City _____

Teacher's name _____

Student's name _____

Grade _____

7

Level _____

A1

ORIENTACIONES PARA LOS PADRES DE FAMILIA

Cordial saludo estimados padres de familia,

Esta guía se preparó con el fin de orientar a su hijo (a) en casa para que repase no sólo estructuras gramaticales, sino que al tiempo se involucran temáticas que pertenecen a su contexto social y ambiental y así desarrollen su pensamiento crítico, la lectura, la argumentación y la proposición para afrontar situaciones de su contexto inmediato y con proyección a su futuro. Además, se busca promover la participación de todos los estudiantes en sus procesos de formación en valores y prácticas de respeto que susciten la sana convivencia y el manejo adecuado de las relaciones del hombre con el medio ambiente para llegar así a formar un ciudadano responsable de sus acciones a corto, mediano y largo plazo. Su hijo deberá dedicar una hora mínimo para desarrollar el trabajo en casa.

El trabajo aquí descrito se relaciona con las páginas 110- 115 del libro del estudiante "Way to Go", que está disponible en la plataforma Colombia aprende. Al final de la guía se adjunta las páginas para aquellos estudiantes que no tienen internet en casa

Para reforzar el aprendizaje autónomo de su hijo (a) se brinda ejemplos de las actividades propuestas, las respuestas correctas y recursos tecnológicos adicionales de apoyo. Agradecemos su colaboración supervisando que su hijo (a) complete las actividades indicadas. Al final ustedes encontrarán una serie de preguntas de verificación de lo que su hijo(a) aprendió mediante la realización de esta guía.

WELCOME TO THIS SELF-STUDY GUIDE

This English self-study Guide helps you to discuss environmental issues and express strong recommendations and suggestions. All the activities are related to the topic "**Conservation**" presented in "Way to go student book, Module 3, Unit 3, Lesson 1. It starts with a vocabulary task (classify items to recycle). Then a gap filling activity to check the literal reading skill which helps you reflect about the conservation of the planet. Then a reading activity to check the literal skill. The last activity is a speaking activity, a mini-video with an avatar. Finally, you will have the opportunity to self-assess your performance by choosing a feeling to express how you feel about the learning process.



Topic	Skill(s)	Grammar	Vocabulary	Function(s)
Conservation	Reading, Speaking	Modal Verbs Should - Must	Environment Conservation	Expressing recommendations and suggestions

GET READY

Study time needed: 1 hour	Resources: English dictionary, pencil, notebook, sheet of paper, PDF file of Way to go Student Book 7	Textbooks Links: - <i>Way to Go Student Book 7 Module 3 Unit 3 Lesson 1, page 110 exercise 8</i> :
--	---	---

LEARNING OBJECTIVES

<p><i>What will you learn/practise/reinforce with these activities?</i></p> <ul style="list-style-type: none"> To practise vocabulary related to the care of the environment To express recommendations and suggestions to protect the environment.

LEARNING STRATEGIES








<p><i>What can you do to achieve the objectives?</i></p> <ul style="list-style-type: none"> Read instructions for each task Look at the examples given. They are in <i>italics</i> Use a free dictionary app to listen to the pronunciation of the new vocabulary. Use the dictionary only if it is necessary. Use your prior knowledge and try to infer the meaning. You should not translate word by word. Write on your notebook any new "Learning points discovered."



ACTIVITIES

1. VOCABULARY TASK:

- a. Think about Conservation Activities: What should we do with the items? Tick the correct actions: Recycle, Reuse and Reduce. The images are on the left. The conservation activities are in the first row of the grid. (7 mins)

Item	Actions		
	Recycle	Reuse	Reduce
 Clothes		x	
 Newspapers			
 Batteries			
 Banana Peel			
 Card boxes			
 Plastic Bottles			
 Carton of Milk			



b. Complete the text. Read the text carefully and choose the correct words to fill in the gaps. (10 mins)

It is not difficult to prevent pollution. But we must change our behavior now if we want to do something about the problem. These ideas can help you to save the planet.

You (0) _____ pour oil or grease down the sink: (1) _____ it.

You (2) _____ throw cleaning products down the sink/toilet

You should (3) _____ medicine: take it to the chemist.

You shouldn't (4) _____ tissues/toilet paper in the bin. You (5) _____ throw them down the toilet.

c. Example:

0. a. must

b. mustn't

c. to

1. a. throw

b. recycle

c. keep

2. a. doesn't

b. do

c. mustn't

3. a. reusing

b. recycle

c. reduces

4. a. throwing

b. throws

c. throw

5. a. must

b. doesn't

c. did

6. a. uses

b. use

c. Using

7. a. rubbish

b. air

c. recycling



Language to give recommendations:

Read the previous text again and complete the statements with the correct words from the box: (10 mins)

recommendation

an action

a strong recommendation

1. We use "Must" to express _____
2. We use "Should" to express _____
3. After the words "Must" and "Should" we add _____



Add a recommendation and a strong recommendation:

A Recommendation	A strong recommendation

2. SKILLS TASKS

a. Read carefully and choose the best option. (10 mins)

Save our forests!

We should recycle. Let's start with paper!

Paper comes from wood and it's recyclable. So, if we recycle paper, we save trees, reduce the amount of rubbish we produce and save energy.

Recycle newspapers, office paper and magazines. If possible, take them to a recycling centre: find out where the nearest one to you is.

Recycled paper can be made into newspapers, telephone directories, paper towels and egg boxes.

Protect our environment!

We should also recycle plastic bottles.

Plastic comes from oil, which is a fossil fuel and produces a lot of pollution. If we recycle plastic bottles, we reduce pollution, reduce rubbish and save energy.

Recycled plastic bottles can be made into lots of different things: new bottles, boxes, and they can even be made into T-shirts!

We can also reuse a plastic bottle again and again: refill it with water or juice, don't just throw it away.



- Where does paper come from?
 - Plastic
 - wood
 - bottles
- One of the benefits of recycling paper?
 - Save trees
 - pollute water
 - recycled paper
- Newspapers are examples of...
 - Plastic bottles
 - different things
 - recycled paper
- Where does plastic come from?
 - Fossil fuel
 - plastic bottle
 - recycled paper
- Which objects can we reuse and reuse?
 - Papers
 - rubbish
 - plastic bottles



b. Speaking Activity:


Some tips to take care of nature!



Now you know how to give recommendations! It's your turn! Are you ready to have fun giving recommendations to take care of nature? Let's do it! (15 mins)

Follow these instructions:






















1. Create an avatar using recycled material. Give a name to your avatar.
2. Write four tips to take care of the environment: Two recommendations and two strong recommendations.
3. Record a 1-min video. Use your Avatar to read the tips in a very creative way.
4. Send the video to your teacher.





3. **ASSESSMENT TASKS.**
EVALUATE YOUR WORK. (8 mins)

THE ASSESSMENT CARD

	 Very well	 Quite well	 With difficulty
1. I can make recommendations and suggestion			
2. I can express advice			
3. I can reflect about natural resources care			
4. I can discuss environmental issues			
5. I can identify vocabulary related to Environmental issues			
5- I can use modals to make recommendations and suggestions			

THIS IS THE END

Congratulations, you did it, you did amazing things. Continue practicing the vocabulary related to **Conservation** (environmental issues), how to make recommendations and suggestions in English and how to Reduce, Reuse and Recycle. You can check the useful resources too. Finally, you must take care of your planet paying attention to everything you have learnt with this learning guide.



USEFUL RESOURCES

Vocabulary about nature and environmental issues

<https://learnenglishteens.britishcouncil.org/vocabulary/beginner-vocabulary/nature>

<https://www.english-hilfen.de/en/words/environment.htm>

Reduce, Reuse, and Recycle, to enjoy a better life. Educational video for kids.

https://www.youtube.com/watch?v=OasbYWF4_S8&list=TLPQMzEwNzIwMjBk3pABmBqJA&index=1

Game: Crossword. Earth Day

[Earth Day Crossword Puzzle - Learn Holiday Vocab & Facts • ABCya!](#)

ANSWER KEY

Correct answers to the questions and exercises in the "Activities" section.

VOCABULARY TASKS

a. Newspapers..... Recycle

Batteries..... Reduce-Reuse

Banana Peel organic

Carton Boxes..... Recycle

Plastic Bottles..... Reduce- Recycle

Carton Milk Recycle

b. Complete the text. Read the text carefully and choose the correct words to fill in the gaps.

1. recycle 2. mustn't 3. recycle 4. Throw 5. must

6. use 7. rubbish

c. LANGUAGE TO GIVE RECOMMENDATIONS

1. a strong recommendation 2. Recommendation 3. an action

2. SKILLS TASKS

1. a. Wood 2. a. save trees 3. recycled papers

4. a. fossil fuel 5. c. Plastic bottles



ORIENTACIONES FINALES PARA LOS PADRES DE FAMILIA

Una vez su hijo (a) terminado las actividades de esta guía, por favor hágale las siguientes preguntas que le permiten verificar el proceso de aprendizaje.

- ¿Cuál fue la actividad que más te gustó y cuál fue la actividad que te pareció más difícil?
- Enséñame cómo se dicen en inglés algunos de los objetos para reciclar, reducir y reusar.
- Enséñame cómo se dan sugerencias y recomendaciones en inglés.
- ¿Cuánto tiempo te tomó desarrollar toda la guía?
- ¿Qué recursos utilizaste?

AUTHOR(S)

Name	Edilsa Flórez Zambrano
Email	edilsaflorezzambrano@gmail.com
School	Instituto Miguel Sánchez Hinestroza