



“BEYOND THE CLASSROOM” ENGLISH SELF-STUDY GUIDE

School

City

Teacher's name

Student's name

Grade

6th

Level

A1

ORIENTACIONES PARA LOS PADRES DE FAMILIA

Queridos padres de familia esta guía de aprendizaje está diseñada para el trabajo en casa, la cual tiene como objetivo, ayudar a los estudiantes de grado sexto a repasar el vocabulario sobre las partes y elementos de la casa, así como aprender de forma escrita a realizar la descripción de la casa haciendo uso de las estructuras correctas, para el desarrollo de este material el estudiante deberá trabajar una hora diaria para el logro de las actividades planteadas en la guía. Las actividades propuestas en la guía están diseñadas sobre los materiales “Way to Go No 6” considerando tanto libro del estudiante como el cuadernillo de trabajo (página 97). Para los que tengan acceso a internet estos materiales de estudio están disponibles en la plataforma Colombia Aprende y para los que no tengan acceso a internet se adjunta el material necesario al final de la guía.

Actividad 1: en esta actividad se realiza una práctica con el vocabulario en inglés de las partes y elementos de la casa.

En la **Actividad 2**, el estudiante identifica el vocabulario requerido para completar una oración que hace alusión a una de las partes de la casa.

En la **Actividad 3** El estudiante trata de escribir de forma sencilla la descripción de su casa haciendo uso del vocabulario y estructura correcta

Actividad 4, en esta el estudiante realiza un proceso de autoevaluación de su aprendizaje.

En esta guía el estudiante encontrará ejemplos de las actividades, los recursos de apoyo, los cuales contribuyen al fortalecimiento de la temática planteada. Señor padre de familia su colaboración y supervisión para que su hijo(a) complete las actividades indicadas es valiosa para el proceso del estudiante. Al final, ustedes encontrarán planteadas una serie de preguntas de verificación de los aprendizajes de su hijo(a) durante el desarrollo de esta guía.

Apreciados Padres de Familia, recordemos que “La educación es el fruto de un buen trabajo en equipo” . Gracias por su apoyo y compromiso.

WELCOME TO THIS SELF-STUDY GUIDE

This English self-study guide helps you learn vocabulary about the parts of the house. All the activities are connected to the Way to Go No 6 book. It starts with some vocabulary activities. Then, you have to analyze and complete some exercises to describe the house. Finally, you will design a poster with your proposal to be the class President; that poster will be shared with your teacher and classmates.



Topic	Skill(s)	Grammar	Vocabulary	Function(s)
The house	Writing	There is There are	Parts and objects of the house.	Making descriptions

GET READY

Study time needed: 1 hour	Resources: English dictionary, notebook, pencil, mobile phone video camera, sheets of paper, PDF file of Way to Go Student Book 6.	Textbooks Links: <u>Way to Go Student Book 6, pages 90, 91, 92 and 97</u>
--	--	---

LEARNING OBJECTIVES

LEARNING STRATEGIES

<p>What will you learn/practise/reinforce with these activities?</p> <ul style="list-style-type: none"> ● To practice vocabulary related to parts and elements of the house ● To write a description of the parts of the house 	<p>What can you do to achieve the objectives?</p> <ul style="list-style-type: none"> ● Read the instructions for each task ● Look at the examples given. They are highlighted in yellow. ● Use a free dictionary app to listen to the pronunciation of new vocabulary. ● Use the dictionary only if absolutely Necessary ● Use your prior knowledge and try to infer the meaning.
---	---

ACTIVITIES

1. VOCABULARY TASKS (15 minutes)

A. Name the rooms in the house. Use the words in the box. Then check.

Bathroom	Bedroom	Living room	Laundry room	Garage	Kitchen	Dining room
----------	---------	-------------	--------------	--------	---------	-------------






B. Match the sentences with the parts of the house writing the corresponding letter. Follow the example given.

- | | |
|---|------------------|
| 1. People park the car in the c | a. dining room |
| 2. People eat delicious dinner in the _____ | b. bedroom |
| 3. People sleep in the _____ | c. garage |
| 4. People sit and talk with friends _____ | d. bathroom |
| 5. People cook the foods for the family _____ | e. living room |
| 6. People bath in the _____ | f. kitchen. |

B. Look at the house furniture and write the corresponding name. To do this you can use your dictionary. Follow the example given.



wardrobe

2. GRAMMAR TASKS (20 minutes)

a. Open your “Way to Go Student Book” on page 92, Exercise 5. Then, read carefully the short descriptions of famous houses and do the exercises below

Bilbo Baggins, the Hobbit

Hansel and Gretel

Shrek and Princess Fiona



That house has a chocolate door. The roof has cookies. There's a candy chimney too!



That green house is beautiful. It has a round door and a round window. There's grass on the roof.



That house is very big. There are many windows and doors. There are many bedrooms, too.

a. Answer the following question: How many houses are there in the text?

___ 1 house ___ 4 houses ___ 3 houses.

b. Say if the following statements are true or false:

- in the chocolate house there is a candy chimney. _____
- in the green house there isn't grass on the roof _____
- in the green house there are many windows of cookies. _____

c. In the expressions we use to make descriptions of a place using “there is” and “there are”. True _____ false _____

d. How do you write the negative form of there is or there are?

e. According to the use of “there is” and “there are”, put a tick (✓) if the sentence is correct, and a cross (X) if the sentences is incorrect.

- there is a kitchen in my house _____
- there are two bathrooms in my house _____
- are there two doors in my house? _____
- there isn't four tables in my house _____
- are there a window in my house? _____

3. WRITING TASK (20 minutes)

a. Now, you have the opportunity to show how much you learnt in the topic of descriptions, using the correct vocabulary and the expression (there is /there are). You can follow the example given in the text below. If it is necessary, use a dictionary to help you.




Walden Massachusetts

*I live in the woods because I want to live a simple life. My house is small. **There's only one room. There's a small kitchen. There isn't a bathroom.** I bathe in Walden pond. **There's one bed, a cooker, a table, a desk, three chairs,** I have books and my flute. Outside **there's a vegetable garden** where I grow my food and care for the environment. I really enjoy living in my house*



Description of my house	Drawing of my house
--------------------------------	----------------------------

4. ASSESSMENT TASK
EVALUATE YOUR WORK (5 minutes)

Check your progress!				Discuss with your parents, then answer the questions below
	Very well	Quite well	With difficulty	
I can identify parts and elements Of house				How many new words did you learn? <hr/> <hr/> <hr/>
I can write the description of my house				what are the expressions to make descriptions? <hr/> <hr/> <hr/>

THIS IS THE END

Congratulations, you can do amazing things. Continue practicing the vocabulary about parts and objects of the house, and how to use them to write descriptions in English. You can check the useful resources as well.



USEFUL RESOURCES

Online English Spanish dictionary

<https://dictionary.cambridge.org/es/diccionario/ingles-espanol/>

Parts of the House

<https://trucoslondres.com/aprender-ingles/vocabulario/casa-ingles/apora.com/es/blog/partes-casa-ingles/>

There is - There are.

<https://www.aprenderinglesrapidoysencillo.com/2012/08/22/there-is-y-there-are-hay/>

<https://grupovaughan.com/a/hay-en-ingles-como-usar-there-is/>

Description of a house

<http://www.saberingles.com.ar/curso/lesson02/03.html>

<https://whatsup.es/blog/descripcion-de-una-casa-en-ingles-vocabulario-y-ejemplos>

ANSWER KEY

1. Vocabulary tasks

a. 1- bedroom, 2-bathroom, 3- garage, 4-livingroom, 5-dining room, 6- kitchen, 7- laundry room.

b. 1-c, 2- a, 3-b, 4-e, 5-f, 6-d

c. 1. Table, 2. Desk, 3. Sofa, 4. Shower, 5. Bed, 6. Refrigerator, 7. Cooker, 8. Washing machine, 9. Wardrobe, 10. Toilet.

2. Language Task

a. 3 houses

b. -true, -false, - false.

c. - true

d. There isn't – There aren't

e- You only tick (✓) the first three sentences. The fourth and fifth sentences are not correct.

ORIENTACIONES FINALES PARA LOS PADRES DE FAMILIA

Una vez su hijo o hija haya terminado las actividades de esta guía, por favor formule las siguientes preguntas que le permitirán verificar el proceso de aprendizaje.

- ¿Cuál fue la actividad que más te gustó y cuál fue la actividad que le pareció más difícil?
- Enséñame cómo se dicen en inglés algunos de los objetos de la casa que y describe lo que ves en la casa.
- ¿Cuánto tiempo te tomó desarrollar toda la guía?
- ¿Qué recursos utilizaste para poder desarrollarla?

AUTHOR(S)

Name	Maria Tilcia Neuta Gonzalez	Lenin Chala Mendoza	
Email	mariatilcianeuta@hotmail.com	dj20001@hotmail.com	
School	IE. Gabriel García Márquez	IE. Gabriel García Márquez	



Appendix 1

Way to Go Student Book 6, page 90, exercise 1

In Context » This Is My Home!

49

1.  Listen »

Label the rooms in house. Use the words in the box. Then, listen and check.

bathroom
bedroom
living room
garage
laundry room
kitchen
dining room



90

2.  Speak »

Look at the photos of different homes. Say which one is more similar to your place. Discuss with your class.



Where do you live?





Way to Go Student Book 6, page 91, exercise 4

module 3 // Unit 1

3. **Write** » Look at the house plan and answer the questions.

- a. How many bedrooms are there?
- b. How many bathrooms are there?
- c. Is there a garden?
- d. Is there a living room?



4. **Speak** » In pairs, look at the house furniture and ask and answer questions about where you can find them.

table	desk	sofa	shower	bed
refrigerator	cooker	washing machine	wardrobe	toilet





Way to Go Student Book 6, page 92, exercise 5

MODULE // 3 Unit // 1 Lesson // 1

50 5. Listen In pairs, guess where the characters in the stories live. Then listen, and match the houses with the names of the characters.

Bilbo Baggins, the Hobbit Hansel and Gretel Shrek and Princess Fiona



That house has a chocolate door. The roof has cookies. There's a candy chimney too!



That green house is beautiful. It has a round door and a round window. There's grass on the roof.



That house is very big. There are many windows and doors. There are many bedrooms, too.

6. Speak In pairs, design an imaginary house. Then, describe it in groups.



This house is eco-friendly. There are... There's... Does your house have...? Is there...? Are there any...?

7. Speak Draw a plan of your home. Then, compare in groups. Use the following objects.

cooker	tables and chairs	toilet	shower
sofa	bed	table	door

Study Tip

Drawing creatively helps you to remember new words.

This is my house. This is the kitchen.



And where's the dining room?



Way to Go Student Book 6, page 97, exercise 5

module 3 // Unit 1

3. **Speak** » In pairs, describe these famous houses in Colombia.

	Casa de Nariño	Rafael de Núñez's house	Policarpa Salavarría's house
Where?	Bogotá	Cartagena	Cundinamarca
Bathroom?	Yes	Yes	Yes
Bedrooms?	Many	2	2
Dining room?	Yes	Yes	Yes
Balcony	Yes	Yes	No
Observatory	Yes	No	No
Patio	Yes	Yes	Yes

4. **Speak** » In pairs, find the differences between the house plans.



54 5. **Listen** » Listen and read the diary. Then, draw a plan of the house.

Walden, Massachusetts

I live in the **woods** because I want to live a simple life. My house is small. There's only one room. There's a small kitchen. There isn't a bathroom. I bathe in **Walden pond**. There's one bed, a cooker, a table, a desk and three chairs. I have books and my **flute**. Outside there's a vegetable garden. I grow my food and respect the environment. I want to enjoy nature...

21st Century Skills
• Critical Thinking

Do you think you're an eco-friendly person? Why? / Why not?