



La educación
es de todos

Mineducación



"BEYOND THE CLASSROOM" ENGLISH SELF-STUDY GUIDE

School

City

Teacher's name

Student's name

Grade

6th

Level

A1

ORIENTACIONES PARA LOS PADRES DE FAMILIA

Estimados padres de familia y / o acudientes:

Conocedores de su compromiso y excelente actitud de colaboración por el bienestar de nuestros jóvenes continuamos nuestra labor esperando seguir trabajando en equipo.

La presente guía de aprendizaje fue diseñada basada en el libro Way to Go student 's book 6th, page 143.Module 4. Unit 2 and Way to Go workbook 6th page 51.Para el desarrollo de ésta su hijo (a) cuenta con un tiempo estimado de una hora y cinco minutos.

- Sección 1 (Vocabulario) . En una sopa de letras encontrará y encerrará en círculo con colores palabras relacionadas con vocabulario de la ropa.Luego etiqueta las imágenes que aparecen a continuación.

- Sección 2 (Lectura) En ésta actividad su hijo deberá leer el texto sobre el traje tradicional Japonés y escribir las partes.También completar las oraciones .

- Sección 3 (Gramática) .Debe leer el texto nuevamente y ordenar las oraciones.

- Sección 4 (Escritura) En ésta sección debe mirar las imágenes y escribir de dónde son las personas y qué están vistiendo. Ver ejemplo. Además debe completar el cuadro diciendo el nombre de algunos miembros de la familia y qué prendas están vistiendo hoy.

- Sección 5 (Autoevaluación) su hijo evaluará su aprendizaje a partir de las actividades que desarrolló.

Así, a través del desarrollo de éstas actividades su hijo (a) aprenderá vocabulario relacionado con las prendas de vestir y la estructura en Inglés para describir cómo están vestidas las personas y reconocerá algunos trajes típicos de regiones de nuestro país.Su hijo cuenta con ejemplos de las actividades , recursos adicionales y las respuestas correctas correspondientes a los ejercicios.

Esperamos que pueda apoyar a su hijo(a) supervisando el desarrollo de las actividades y formulando las preguntas que se encuentran al final de la guía en la sección ORIENTACIONES PARA LOS PADRES DE FAMILIA a fin de confirmar los aprendizajes que su hijo logró hacer.

Gracias por su apoyo !!1

WELCOME TO THIS SELF-STUDY GUIDE

This English self-study guide helps you learn to use clothes vocabulary and describe some traditional dresses, and read a text about traditional costumes. The activities are related to the book Way to Go, student's book 6th page 143 ,module 4 ,unit 2 and workbook 6th page 51.

It starts with some clothes vocabulary activities.Then you have to read a text and work on some activities about that. After that, you will analyze what you see based on the question, what people are wearing today?



Topic	Skill(s)	Grammar	Vocabulary	Function(s)
What are you wearing today ?	Reading (literal) writing	Present Continuous	clothes	Describing clothes. Comparing traditional clothes.

GET READY

Study time needed: 1 hour	Resources: PDF file of way to go, student's book 6th English dictionary	Textbooks Links: Way to go , student's book 6th, page 143. Module 4// unit 2 https://drive.google.com/file/d/1sroHuDVqB3YpL6ztL5hn3ViweAmR5oc6/view Way to go, workbook 6th page 51 https://drive.google.com/file/d/1GEKZV3GV0vf6cfhQgyE_4T41v3rwzb4V/view
------------------------------------------------	---------------------------------------------------------------------------------------	---------------------------------------------------------------------------------------------------------------------------------------------------------------------------------------------------------------------------------------------------------------------------------------------------------------------------------------------------------------------------------------------------------------------------------------------------------

LEARNING OBJECTIVES

LEARNING STRATEGIES

<i>What will you learn/practise/reinforce with these activities?</i>	<i>What can you do to achieve the objectives?</i>
<ul style="list-style-type: none"> To use clothes vocabulary and describe some traditional dresses Read a text about traditional costumes. Answer reading comprehension questions. Write sentences using the structure given (present continuous tense) 	<ul style="list-style-type: none"> Follow the given instructions. Read the given examples carefully. Complete and order sentences. Labeling pictures for practicing vocabulary. Fill a wordsearch for practicing spelling. Order sentences.

ACTIVITIES

1. VOCABULARY TASKS (15 minutes)

In the wordsearch, find and circle, using different colors, the words related to clothes vocabulary and then, label the pictures below. See the example



clothes

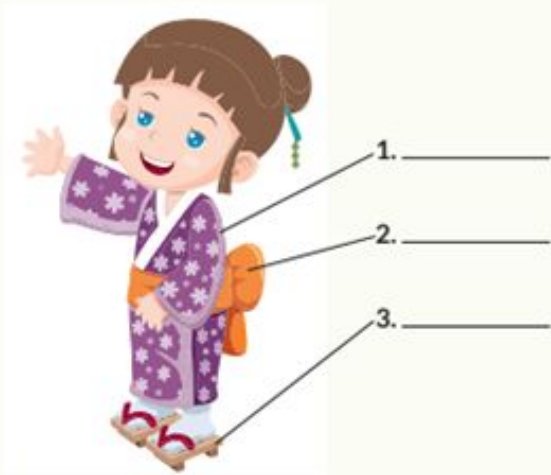


Shirt



2. READING TASKS - literal reading (15 minutes)

a. This is the Traditional Japanese costume, read the text and label the parts.



1. _____
2. _____
3. _____

Kimonos are a traditional Japanese costume. They use different fabrics for the different seasons: some materials are for summer and others are for winter. There are many different kinds of kimonos. All of them have three main parts: (a) the **kimono**, which is the long dress, (b) the **obi**, which is a large belt used to close the kimono around the waist, and (c) **getas**, which are the special shoes. Both men and women wear the kimono for weddings, funerals, and tea ceremonies.

b. Read the text once again, and complete the following sentences. See the example

1. A traditional Japanese costume is **kimono**
2. The traditional costume has _____ main parts.
3. The special shoes are called _____ .
4. _____ is a large belt around the waist .
5. The long dress in Japan is a _____.
6. Japanese men and women wear their traditional costume for weddings, _____ and _____.
7. There are kimonos for the summer season and for the _____.

3. TARGET LANGUAGE TASK (15 minutes)

Read the text and order the sentences

Example:

Costume / Japanese / a traditional / kimonos / are

Kimonos are a traditional Japanese costume

1. The long dress / which / the kimono / is

2 Of kimonos / there / many / are / kinds / different



3. Shoes / which / the special / are / getas

4. Tea ceremonies / and / wear / men and women / for weddings, funerals / the kimono

5. For winter / some kimonos / for summer / are / and others / are

4. WRITING TASK (15 minutes)

Look at the pictures , **where the people are from ?**
What are They wearing ?



Example :

- a. Picture 1. They are from Huila.
He is wearing blue trousers
He is wearing a white shirt and a hat
She is wearing a red , yellow, and black skirt
She is wearing a red and white blouse.

Picture 2. _____



Picture 3. _____

b. Label the following picture and write what the dancers are wearing .



She is wearing _____


And he is wearing _____



c. Complete the chart of what your family members are wearing today.

Family Members (names)	clothes
_____	_____ / _____ / _____
_____	_____ / _____ / _____
_____	_____ / _____ / _____

5. SELF ASSESSMENT TASK (5 minutes)

Tick  the option that shows what you can do.

Check your progress!			
	Quite well	Very well	With difficulty
I can use clothes vocabulary			
I can label the different clothes			
I identify some traditional costumes			
I can order and write sentences in a present continuous.			



THIS IS THE END

Congratulations! Well done! Now you can recognise clothes vocabulary, describe some traditional dresses and talk about what people are wearing.

USEFUL RESOURCES

<https://dictionary.cambridge.org/es/diccionario/ingles-espanol/>

<https://www.youtube.com/watch?v=tsjOW-eex7E> Present continuous with Mr. Bean.

<https://www.youtube.com/watch?v=ZKqliwc5Eaw> Mr. Bean Present continuous Tense.

ANSWER KEY

1. Vocabulary task

a. **Sweater - underwear - trousers - socks - t.shirt - scarf -blouse - jacket -shorts - Skirt -shoes - hat - dress.**

2. Reading task

a. **1. Kimono 2. Obi 3. Getas**

b. **1. Kimono 2. Three 3. Getas 4. Obi 5. Kimono 6. Funerals - tea ceremonies 7. winter**

3. Target Language task

1. The kimono, which is the long dress.

2. There are many different kinds of kimonos.

3. Getas, which are the special shoes.

4. Men and women wear the kimono for weddings, funerals, and tea ceremonies.

5. Some kimonos are for summer and others are for winter.

4. Writing task

a. **Picture 2. They are from the Coast.**

Sentences can vary

Picture 3. They are from the Pacific.

Sentences can vary.

b. **Dress- hat - jacket - trousers - shoes.**

Sentences can vary.

c. **Sentences in the chart can vary.**



ORIENTACIONES FINALES PARA LOS PADRES DE FAMILIA

Una vez su hijo (a) ha desarrollado completamente las actividades, usted puede hacer verificación de su proceso de aprendizaje, se le sugiere hacer algunas preguntas:

1. ¿Cuánto tiempo te tomó desarrollar la guía?
2. ¿Cuál fue la actividad que te gustó más? ¿Por qué?
3. ¿Se le facilitó la descripción de los trajes típicos de algunas regiones de tu país o fue difícil identificarlas?
4. Empleaste algunos de los recursos sugeridos en la sección useful resources?

AUTHOR(S)

Name	Lucila Supelano	Gladys Osorio P.
Email	lucysup2@gmail.com	gladysosoriop4@gmail.com
School	Héctor Julio Gómez	Héctor Julio Gómez



2. Read about traditional Japanese costume and label its three parts on the picture.


Kimonos are a traditional Japanese costume. They use different fabrics for the different seasons: some materials are for summer and others are for winter. There are many different kinds of kimonos. All of them have three main parts: (a) the kimono, which is the long dress, (b) the obi, which is a large belt used to close the kimono around the waist, and (c) getas, which are the special shoes. Both men and women wear the kimono for weddings, funerals, and tea ceremonies.

3. Write a description of the traditional costume in your region. Answer the questions to help you organize your ideas.

What is its name?



Costume in your Region?

1.  **Speak »** Look at the pictures. Discuss where the people are from and what they are wearing.

Colombian Festival

