

# "BEYOND THE CLASSROOM" ENGLISH SELF-STUDY GUIDE

School

City

Teacher's name

Student's name

Grade

Sixth

Level

A1

## ORIENTACIONES PARA LOS PADRES DE FAMILIA

Esta guía de aprendizaje de inglés está diseñada para que su hijo(a) exprese sus preferencias sobre deportes y hobbies y dé razones de sus gustos. Su hijo (a) debe dedicar una hora y media para desarrollar toda la guía. El trabajo propuesto hace parte de la actividad que puede encontrar en la página 61 del libro del estudiante Way to Go 6, el cual está disponible en la plataforma Colombia Aprende y cuyo link se ha añadido en la sección TEXTBOOK LINKS.

- Las actividades a desarrollar son:

1. **Tareas de Vocabulario (VOCABULARY TASKS):** Su hijo(a) completará frases sobre deportes y hobbies e identificará expresiones comunes para expresar agrado y desagrado.
2. **Tareas de Lenguaje (LANGUAGE TASKS):** Su hijo(a) leerá sobre los intereses de Juan Pablo y Manuela y completará la información en los cuadros correspondientes, luego responderá las tres preguntas del punto *b*.
3. **Actividad de Escritura (WRITING ACTIVITY):** En esta actividad su hijo (a) escribirá sobre sus intereses, primero hará una lista sobre deportes y hobbies que le gustan y que no le gustan, luego observará el ejemplo de escritura dado y luego completará el cuadro "My Interests and Likes" con su propia información.

En la **Tarea de Evaluación "ASSESSMENT TASK"** lo invitamos a que junto con su hijo(a) reflexionen sobre el aprendizaje adquirido a través de esta guía.

La guía incluye ejemplos de las actividades, sección de respuestas y recursos adicionales para reforzar y complementar el tema estudiado. Agradecemos su acompañamiento en el proceso de aprendizaje de su hijo(a) para alcanzar el logro académico.

## WELCOME TO THIS SELF-STUDY GUIDE

This English self-study guide helps you express your likes and dislikes about sports and hobbies in a written form. The activities are related to the topic "That's interesting to me" presented in Way to Go Student Book 6 Module 2 Unit 2 Lesson 1. It includes vocabulary on sports and hobbies and expressions to give reasons about your likes and dislikes. You are going to have examples about people's interests and, finally, you are invited to think and write about your own interests. Enjoy expressing what you like the most.

Topic	Skill(s)	Grammar	Vocabulary	Function(s)
Sports and hobbies	Writing and Grammar	Likes and dislikes: like+ing. Don't like + ing	Outdoors Sports and hobbies	Expressing interests and likes

### GET READY

<b>Study time needed:</b>  <b>1 hour and 30 minutes</b>	<b>Resources:</b> <i>Mobile phone, dictionary, pencil, Colors, computer, Way to go student book 6 or PDF file</i>	<b>Textbooks Links:</b> - Way To Go Students Book 6 <a href="https://drive.google.com/file/d/1sroHuDVqB3YpL6ztL5hn3ViweAmR5oc6/view">https://drive.google.com/file/d/1sroHuDVqB3YpL6ztL5hn3ViweAmR5oc6/view</a> , page 61, exercise 4 - Way to Go Workbook 6 <a href="https://drive.google.com/file/d/1GEKZV3GV0vf6cfhQgyE_4T41v3rwzb4V/view">https://drive.google.com/file/d/1GEKZV3GV0vf6cfhQgyE_4T41v3rwzb4V/view</a> page 21
---	--	--

### LEARNING OBJECTIVES

### LEARNING STRATEGIES

<p><i>What will you learn/practise/reinforce with these activities?</i></p> <ul style="list-style-type: none"> <li>To express likes and dislikes, in a written way, giving reasons for the choices</li> <li>To identify phrases and expressions related to activities people do in their free time.</li> </ul>	<p><i>What can you do to achieve the objectives?</i></p> <ul style="list-style-type: none"> <li>Read the instructions for each task.</li> <li>Use the dictionary when necessary.</li> <li>Think about the sports and hobbies you like and you don't.</li> <li>Identify and practice the useful expressions to argue your interests.</li> <li>Reflect on your progress at the end of the activity.</li> </ul>
--	--

### ACTIVITIES

#### 1. VOCABULARY TASKS (20 minutes)

- Complete the sentences about sports and hobbies using the words from the box. The first one is done as an example.

SPORTS

Tennis    Swimming    Volleyball    Basketball    Running    Playing football



1. I Like Basketball



2. I Like \_\_\_\_\_



3. I Like \_\_\_\_\_



4. I Like \_\_\_\_\_



5. I Like \_\_\_\_\_



6. I Like \_\_\_\_\_

HOBBIES

Riding a bike    Playing an instrument    Reading books    Singing    Drawing



1. I Like drawing



2. I Like \_\_\_\_\_



3. I like \_\_\_\_\_



4. I Like \_\_\_\_\_





5. I Like \_\_\_\_\_

b. Useful Expressions.

Which of the following expressions are used to express likes? Which to express dislikes? Organize them into the chart. The first ones are done as examples.



 Likes		 Dislikes	
1. <u>It is fascinating.</u>	3. _____	1. <u>I don't like</u>	3. _____
2. _____	4. _____	2. _____	4. _____

**2. LANGUAGE TASKS: EXPRESSING LIKES, DISLIKES AND INTERESTS (30 minutes)**

- a. Go to your book page 61 exercise 4 where Juan Pablo and Manuela are talking about their interests. Read their comments and then, complete the chart below. Use your dictionary if necessary.

The first exercise is done as an example.

Reading books is interesting to me. It's fascinating!

I don't like tennis. I don't understand it!

I like playing tennis. I'm very good at it!

I don't like drawing. It's difficult for me!

Useful Expressions

 Likes

It's easy for me!  
I'm very good at it!  
It's exciting!

Dislikes

It's difficult for me!  
I don't understand it!  
It's a bit boring!

Juan Pablo	Likes	Dislikes	Why?
Reading books	✓		Because It's interesting
Playing tennis			

Manuela	Likes	Dislikes	Why?
Drawing			
Playing tennis			

b. Look at the dialogue again, and notice the expressions in red. Then answer the following questions:

1. Do Manuela and Juan Pablo give reasons for their likes and dislikes? Put a check ✓ to answer it.

Yes, they do \_\_\_\_\_

No, they don't \_\_\_\_\_


2. Correct the following sentences:

a. I don't like draw \_\_\_\_\_


b. I like play \_\_\_\_\_

3. What is the mistake in the sentences *a* and *b* above (point 2)?

\_\_\_\_\_

3.  **WRITING (25 minutes)** In this activity, you are going to write about your own interests in sports and hobbies.

a. Prewriting. Think about of sports and hobbies you like and you don't like, write them into each bubble Fill the chart with your own information



- b. Look at the card below that Paola wrote about her interests, her likes and dislikes and the reasons she gave

**My Interests and Likes**

Hi, my name is Paola. I like playing Volleyball, I'm good at it! and I like reading books because It is interesting to me.

I don't like playing football, because it's boring for me! I don't like riding a bike, it's difficult for me!

- c. Now it is your turn! Write about your own interests and give your reasons. To do so, choose one sport and one hobby that you like and one that you don't like from the prewriting activity. Give your reasons. Follow Paola's example.

## My Interests and Likes




Hi, my \_\_\_\_\_

\_\_\_\_\_

I don't \_\_\_\_\_

\_\_\_\_\_

### ASSESSMENT TASK (15 minutes)

Check your progress!				Discuss with your parents, then answer the questions below
	Quite well	Very well	With difficult	
I can express my likes and dislikes about sports and hobbies.				How did you feel writing about your likes, dislikes and interests?
I can argue my choices by using useful expressions.				Which expressions did you like to argue your choices?

### THIS IS THE END

Great job! Keep using the useful expressions to give reasons about your likes and dislikes. Practice a sport to keep your body healthy and enjoy hobbies to cheer you up! Live life.

## USEFUL RESOURCES

**WayTo Go Student's Book 6 page 61, exercise 4**

<https://drive.google.com/file/d/1sroHuDVqB3YpL6ztL5hn3ViweAmR5oc6/view>,

**Online English Spanish Dictionary.**

<https://dictionary.cambridge.org/es/diccionario/ingles-espanol/>

**Practice more about Sports and Hobbies:**

<https://learnenglishkids.britishcouncil.org/word-games/sports-2>

<https://agendaweb.org/exercises/vocabulary/hobbies/activities-2>

### ANSWER KEY

1. VOCABULARY TASK.

a. Sports: 1. Basketball, 2. Swimming, 3. Playing football, 4. Volleyball, 5. Tennis, 6. Running

Hobbies: 1. Drawing, 2. Riding a bike, 3. Singing, 4. Playing an instrument, 5. Reading books.

B. Useful expressions. LIKES 2. It's exciting!, 3. I like.., 4. I am good at it!. DISLIKES. 2. It's boring for me!, 3. I don't understand it!, 4. It's difficult for me!

2. LANGUAGE TASK: Expressing likes, dislikes and interests.

a. Juan Pablo: Playing tennis: dislikes/ Doesn't understand it.

Manuela: drawing: dislikes/ It's difficult. Playing tennis: Likes/She is good at it

b. 1. Yes, they do. 2. a. Don't like drawing b. I like playing

3. Ing in the verbs is missing.

3. WRITING ACTIVITY: Answers vary.

## ORIENTACIONES FINALES PARA LOS PADRES DE FAMILIA

Al finalizar el desarrollo de la guía, acompañe a su hijo(a) en la reflexión sobre su aprendizaje a través de las siguientes preguntas:

1. ¿En cuál actividad te sentiste confiado y cuál disfrutaste más? ¿Por qué?

2. ¿Cuál actividad quitarías? ¿Por qué?

3. ¿Qué expresiones me podrías enseñar para expresar mis intereses y/o gustos?

4. Lo que aprendiste con la guía es útil para tu vida? ¿Por qué?

5. Completa la siguiente idea:

La guía sería más emocionante si incluyera 1. \_\_\_\_\_ y 2. \_\_\_\_\_

6. ¿El tiempo asignado fue suficiente para desarrollar la guía? Si \_\_\_\_\_ No \_\_\_\_\_

7. ¿Qué puedes hacer para seguir aprendiendo a escribir en inglés?












AUTHOR(S)			
Name	Paola Azucena Rojas Muriel	Sandra Patricia Agudelo Acero	Elizabeth Moreno García
Email	pazu0110@yahoo.es	aguacero927@gmail.com	elimorenog2020@gmail.com
School	Instituto Técnico Santo Tomás de Aquino - Duitama	Instituto Técnico Industrial Rafael Reyes- Duitama	Instituto Técnico Industrial Rafael Reyes- Duitama

## Way to Go Student Book 6, Page 61. Exercises 3, 4 and 5

### module 2 // Unit 2

- 35** 3. **Listen »** Listen to Manuela, Juan Pablo and Matias talking about their favourite activities and sports. Tick (✓) the activities they like.

Manuela	Juan Pablo	Matias
 reading books <input type="checkbox"/>  swimming <input type="checkbox"/>	 volleyball <input type="checkbox"/>  basketball <input type="checkbox"/>	 model making <input type="checkbox"/>  painting <input type="checkbox"/>
 martial arts <input type="checkbox"/>	 model making <input type="checkbox"/>	 drawing <input type="checkbox"/>

4. **Speak »** Talk with a partner about what activities you like and don't like. Use the Useful Expressions.

Reading books is interesting to me. It's fascinating!



I like playing tennis. I'm very good at it!

I don't like tennis. I don't understand it!

I don't like drawing. It's difficult for me!

**Useful Expressions**

Likes  
It's easy for me!  
I'm very good at it!  
It's exciting!

Dislikes  
It's difficult for me!  
I don't understand it!  
It's a bit boring!

5. **Write »** Look at the list of popular activities and explain why you like or don't like them. Tell the class.

Sport/Activity	Like	Don't like	Why?
 riding a bike			because ...
			
 singing			

**21st Century Skills**  
• Communicating

Giving your opinions in a respectful way helps you to have good relationships with other people.

Final task activity!

61