

## "BEYOND THE CLASSROOM" ENGLISH SELF-STUDY GUIDE

<b>School</b> _____	<b>City</b> _____
<b>Teacher's name</b> _____	
<b>Student's name</b> _____	
<b>Grade</b> _____	<b>Level</b> _____
6th	A1

### ORIENTACIONES PARA LOS PADRES DE FAMILIA

La presente guía de auto-estudio ha sido diseñada con el fin de ayudarle a su hijo o hija cómo desarrollar descripciones de lugares. En este caso usaremos los salones de clase ya que son entornos comunes y familiares para todos los miembros en edad escolar de la sociedad. Para cumplir lo anterior se usará el libro "Way to Go 6", paginas 30 – 32.

La primera actividad es un ejercicio relacionado con la adquisición de nuevo vocabulario, en donde los estudiantes relacionaran los rostros de cada miembro de la familia Simpson con su respectivo rol o parentesco.

La segunda actividad es una actividad de escucha (listening), donde se busca que el estudiante comprenda la descripción dada por Andrea sobre su familia, e identifique el nombre de cada uno de sus parientes.

La tercera actividad representa un ejercicio de listening, el cual consiste en escuchar atentamente el relato de Maya acerca de su familia, e ir completando el texto con la información faltante.

La cuarta actividad tiene por objetivo que cada estudiante recree su familia mediante la elaboración de un árbol familiar. Una vez terminado el paso anterior, los estudiantes grabarán un video en donde describirán a sus familias (Speaking).

El quinto ejercicio consta de la lectura de una imagen en la cual los estudiantes contestarán si la afirmación sobre la misma es falsa o verdadera.

Finalmente, los estudiantes desarrollarán una actividad de autoevaluación en donde reflexionarán sobre su proceso, y evaluarán lo aprendido. En esta pequeña sección, los estudiantes podrán interactuar con los miembros de sus familias. Vale la pena aclarar que esto no generará cargas a los acudientes ni necesitará que los padres y madres desarrollen actividades complejas.

### WELCOME TO THIS SELF-STUDY GUIDE

This self-study guide helps you to learn how to talk about your family. In addition, we will have the opportunity to practice present simple and verb to be. The activities are linked with the book Way to Go 6, pages 30 – 32.

**Have fun!!!**

Topic	Skill(s)	Grammar	Vocabulary	Function(s)
Unit 3: My People!	Listening Speaking Reading	Possessive Adjectives Present simple	Members of the family	Talking about family composition

### GET READY

<b>Study time needed:</b> <b>1 hour 30 minutes</b>	<b>Resources:</b> <i>English dictionary, notebook, pencil, sheets of paper, PDF file of Way to Go Student Book 6.</i>	<b>Textbooks Links:</b> - <a href="#"><u>Way to Go Student Book 6 Module 1, Unit 3, Lesson 1, pages 30 - 32, tracks 20 and 21.</u></a>
---	--	---

### LEARNING OBJECTIVES

### LEARNING STRATEGIES

<p><i>What will you learn/practise/reinforce with these activities?</i></p> <ul style="list-style-type: none"> <li>To describe family relationship among people.</li> <li>To explain my family's composition.</li> <li>To identify family members according to their role</li> </ul>	<p><i>What can you do to achieve the objectives?</i></p> <ul style="list-style-type: none"> <li>Read the worksheet and write down all the questions you have.</li> <li>Send the questions via WhatsApp to your teacher, who will answer them in the live explaining video session. The second option you can ask the question attending to live explaining session highlighted in yellow.</li> <li>Use a free dictionary app to listen to the pronunciation of new vocabulary.</li> <li>Use the dictionary only if absolutely necessary. Use your prior knowledge and try to infer the meaning. You should not translate word by word.</li> <li>Write on your notebook any "new" learning points discovered.</li> </ul>
--	---

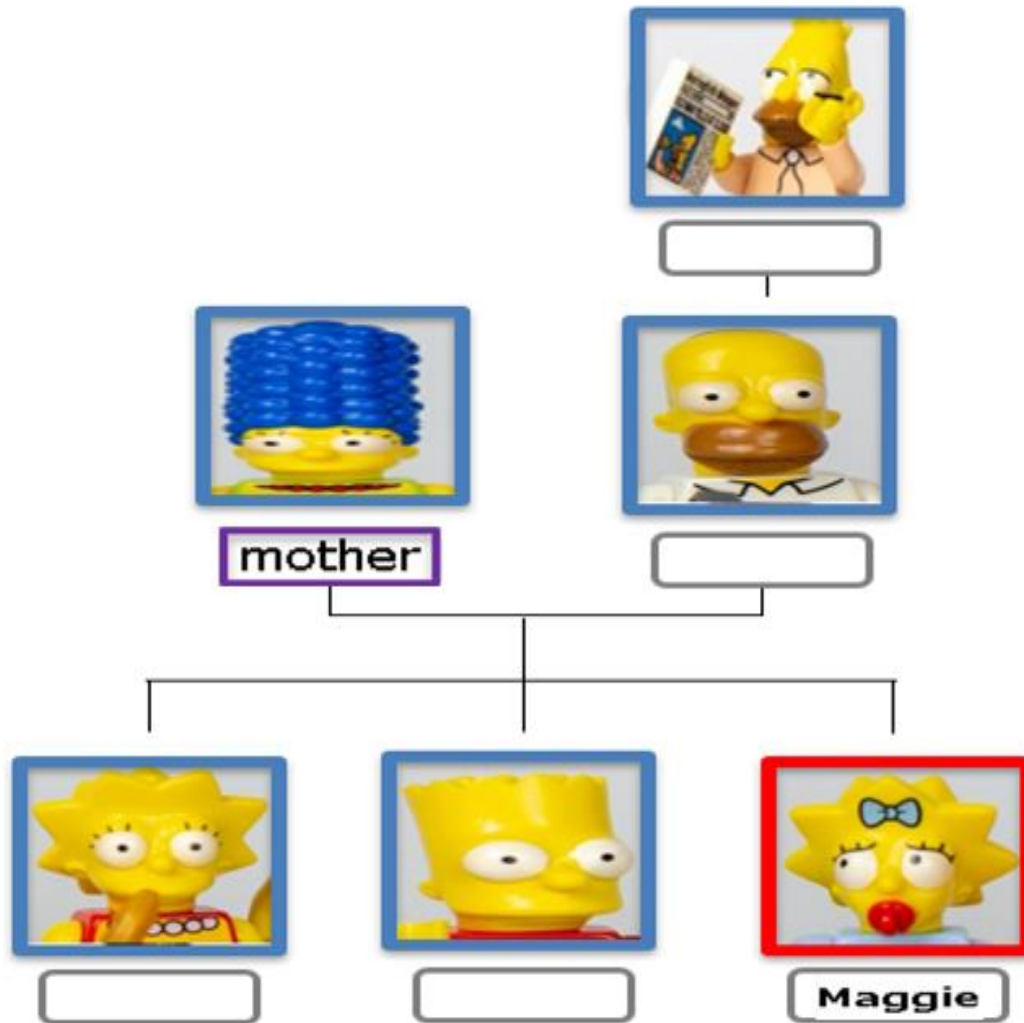


### ACTIVITIES

1. VOCABULARY TASKS (15 minutes)

- Complete the family tree according to **Maggie Simpson:**

mother	father	brother	sister	aunt
uncle	granny	granddad	cousin	





2. LISTENING TASKS (40 minutes).



**Listen »** Listen to Andrea describing her family album. Complete the names.

TRACK 20

My name's Andrea.

This is my father.  
His name's \_\_\_\_\_

This is my brother.  
His name's \_\_\_\_\_

This is my sister.  
Her name's \_\_\_\_\_

This is my mother.  
Her name's \_\_\_\_\_



**Listen »** Maya's from Silvia, a little town in the Department of Cauca. Listen and Complete

TRACK 21



Hi! **My** name's Maya Itimay. I have  sisters. Their names are Yolanda and Morela. Yolanda's 24. **Her** son's . **His** last name's Camijoi. Morela's  **Our** parents are Guambiano people. **Their** names  Lorenzo and Sashkay. This is their picture.



According to Maya's family **Circle** the best option below:

A. The paragraph is written in:

Past – **Present** – Future

B. This paragraph refers to:

Descriptions – Routines – Future plans

C. The words **in Red** can be classified as:

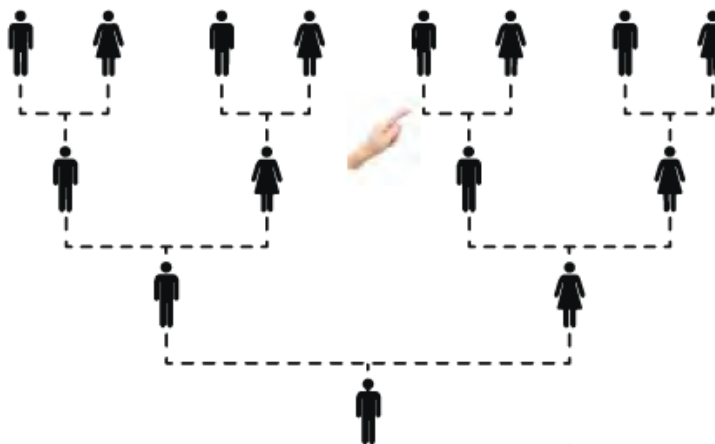
Nouns – Adverbs – Possessive adjectives

### 3. SPEAKING TASK (40 minutes)



**Speak »**

Draw your family tree. Next, record a video describing your family tree, and share it with your teacher via WhatsApp.



### 4. READING TASKS (5 minutes)

Analyze the image below, and circle True or False for each affirmation about Simpson Family



Homer is Bart's Father

<b>TRUE</b>	FALSE
-------------	-------

Marge is Lisa and Maggie's Mother

TRUE	FALSE
------	-------

Lisa and Maggie are Bart's sisters

TRUE	FALSE
------	-------

Homer and Marge are Brothers

TRUE	FALSE
------	-------

**5. SELF-ASSESSMENT TASKS** (5 minutes)

Check your progress !!!				Share with your family
	PERFECT	OK	I DON'T UNDERSTAND	
I can identify the members of my family				How many words do you know?
I can talk about my family using verb to Be				Give Examples to your family

**THIS IS THE END**

Congratulations, now you know how to describe your favourite places and identify plural and singular nouns. Also, you have improved your reading and writing skills. Well done.



### USEFUL RESOURCES

Online English dictionary

<https://dictionary.cambridge.org/dictionary/>

Online practice

[https://www.english-hilfen.de/en/exercises/family/scrambled\\_letters.htm](https://www.english-hilfen.de/en/exercises/family/scrambled_letters.htm)

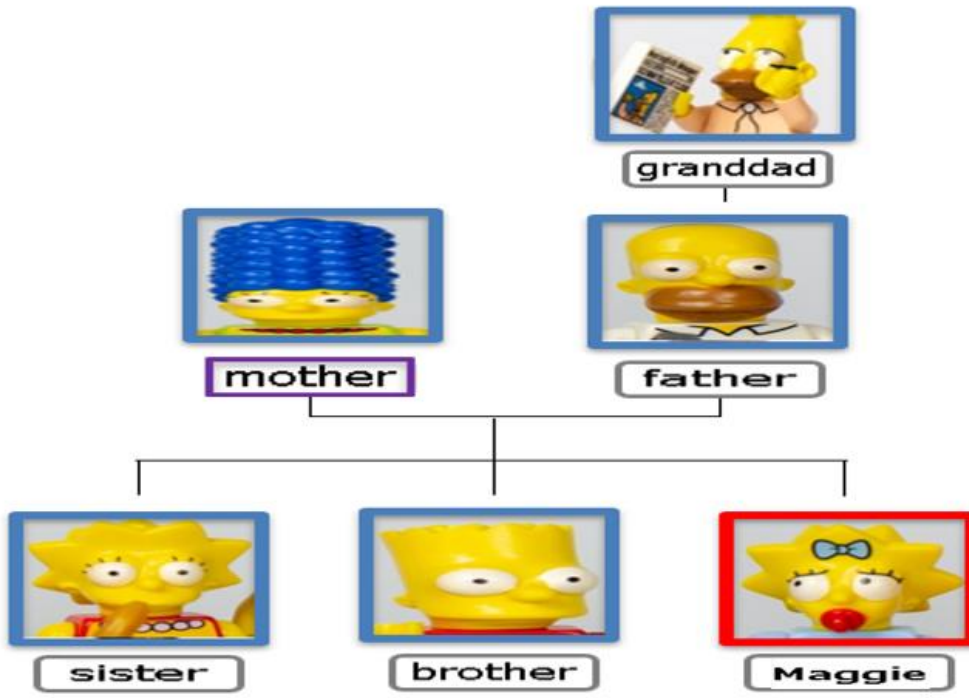
[https://www.english-hilfen.de/en/exercises/family/my\\_family.htm/](https://www.english-hilfen.de/en/exercises/family/my_family.htm/)

### ANSWER KEY

1. VOCABULARY TASKS (15 minutes)

- Complete the family tree according to **Maggie Simpson:**

mother	father	brother	sister	aunt
uncle	granny	granddad	cousin	





## Listen »

Maya's from Silvia, a little town in the Department of Cauca.  
Listen and Complete



Hi! **My** name's Maya Itimay. I have two sisters. Their names are Yolanda and Morela. Yolanda's 24. **Her** son's Alberto. **His** last name's Camijoi. Morela's 16. **Our** parents are Guambiano people. **Their** names are Lorenzo and Sashkay. This is their picture.

According to Maya's family **Circle** the best option below:

A. The paragraph is written in:

Past - **Present** - Future

B. This paragraph refers to:

**Descriptions** - Routines - Future plans

C. The words **in Red** can be classified as:

Nouns - Adverbs - **Possessive adjectives**





4. READING TASKS (5 minutes)

Analyze the image below, and circle True or False for each affirmation about Simpson Family



Homer is Bart's Father

<input checked="" type="radio"/> TRUE	<input type="radio"/> FALSE
---------------------------------------	-----------------------------

Marge is Lisa and Maggie's Mother

<input checked="" type="radio"/> TRUE	<input type="radio"/> FALSE
---------------------------------------	-----------------------------

Lisa and Maggie are Bart's sisters

<input checked="" type="radio"/> TRUE	<input type="radio"/> FALSE
---------------------------------------	-----------------------------

Homer and Marge are Brothers

<input type="radio"/> TRUE	<input checked="" type="radio"/> FALSE
----------------------------	--

### ORIENTACIONES FINALES PARA LOS PADRES DE FAMILIA

Una vez su hijo o hija haya terminado las actividades de esta guía, por favor hágale las siguientes

preguntas que le permiten verificar el proceso de aprendizaje

- ¿Qué aprendiste con la guía?
- Enséñame cómo se dicen en inglés algunas de las palabras que aprendiste.
- ¿Cuánto tiempo te tomó desarrollar toda la guía?
- ¿Qué recursos utilizaste?

#### AUTHOR(S)

Name	SAMUEL DAVID BARRERA PULIDO
Email	mrsamueld2020@gmail.com
School	Institución Educativa Técnica Agropecuaria Puerto Serviez

### APPENDIX



MODULE # 1 Unit # 3 Lesson # 1

# Unit » 3

## My People.

### » Objectives

- » I can ask and answer questions about families.
- » I can talk about people's feelings.
- » I can understand information about people's physical appearance.

### In Context » Family Life

20 1. **Listen »** Listen to Andrea describing her family album. Complete the names.



2. **Speak »** Complete with some of the words in the Word Bank. Then, practise with a partner.

father	brother	sister
mother	son	daughter

Andrea is Rosa and Antonio's daughter.



Yes! Antonio is Andrea's \_\_\_\_\_.

Right! Jairo is Andrea's \_\_\_\_\_.





# module 1 // Unit 3

21 3. Listen » Maya's from Silvia, a little town in the Department of Cauca. Listen and read.



Hi! My name's Maya Itimay. I have two sisters. Their names are Yolanda and Morela. Yolanda's 24. Her son's Alberto. His last name's Camijoi. Morela's 16. Our parents are Guambiano people. Their names are Lorenzo and Saahkay. This is their picture.

4. Speak » In pairs, describe Maya's family.

Lorenzo is Maya's father.

Yolanda is Alberto's mother.

Yes! His last name is ...

No! Her mother is ...

5. Speak » Describe Oriana's family members.

- Angelino (dad)
  - 50 years old
  - play chess
- Romina (mum)
  - 45 years old
  - read books
- Cristina (sister)
  - 16 years old
  - play video games
- Manuel (brother)
  - 25 years old
  - play soccer
- Oriana (daughter)
  - 15 years old
  - running

Oriana's father is Angelino. He's 50 years old. His hobby is ...

Her brother and sister are ... They're...and...years old. Their hobby ...



MODULE # 1 Unit // 3 Lesson // 1

6. **Speak** Draw your family tree. Ask and answer questions with a partner.

Is he your brother?

Is he a student?

What's his hobby?

He always plays video games and...

Yes, he is. His name's...

No, he isn't. He works.

**Study Tip**  
Practise asking and answering questions with your partner to improve your oral communication skills.

7. **Read** Look at Oriana's brother's selfies. Match each photo with a feeling from the Word Bank.

**Word Bank**  
happy sad bored tired excited hungry



8. **Speak** Take photos or draw pictures of your family and friends. Tell a partner about how they're feeling.

32

This is my friend. Her name's Lorena. In this picture, she's sad.

This is my brother. His name's Raúl. In this picture, he's happy.

**21st Century Skills**  
• Social Skills

When someone is upset or angry, are you respectful and help them?