



"BEYOND THE CLASSROOM" ENGLISH SELF-STUDY GUIDE

School

City

Teacher's name

Student's name

Grade

6th

Level

A1

ORIENTACIONES PARA LOS PADRES DE FAMILIA

La guía tiene dos objetivos principales: 1. Identificar las principales partes del cuerpo y sus funciones a través de la práctica de vocabulario; 2. Deducir la formación del plural de los sustantivos relacionados con las partes del cuerpo. Para el desarrollo de las actividades planteadas y los objetivos propuestos en esta guía, su hijo o hija deberán dedicar una hora de trabajo. Las actividades se relacionan con la página 51 ejercicio 3 del libro del estudiante Way To Go 6, y la página 17 ejercicio 1 del libro de trabajo Way To Go 6, disponibles ambos en la plataforma Colombia Aprende y para aquellos que no cuenten con internet, se anexó las páginas mencionadas al final de la guía. Las actividades son las siguientes:

- La actividad 1 presenta dos ejercicios para practicar el vocabulario en inglés relacionado con las partes principales del cuerpo y su número de miembros en el cuerpo humano.
- La actividad 2 permite practicar a través de oraciones guía y ejemplos la formación del plural en inglés.
- La actividad 3 invita a leer y completar un párrafo teniendo en cuenta la función que cumplen las partes del cuerpo (ojos para ver, nariz para percibir, etc.) y responder unas preguntas de comprensión y consolidación del vocabulario.
- La actividad 4 le permitirá a su hijo (a) evaluar su aprendizaje.

Debe tener presente que se incluyen ejemplos de las respuestas en las actividades para una mejor orientación, así como recursos adicionales que permiten a su hijo (a) tener práctica extra del tema. En la parte final de esta guía usted encontrará unas preguntas de verificación de la comprensión del tema para que se las realice a su hijo (a).

WELCOME TO THIS SELF-STUDY GUIDE

This English self-study guide helps you to identify the parts of the body in written form and at the same time, to recognize how to form the plural of nouns. It starts with some vocabulary activities. Then, you have to answer some grammar activities, and end up completing a short paragraph with some functions related to the parts of the body.



Topic	Skill(s)	Grammar	Vocabulary	Function(s)
My wonderful body	Writing	Plural of nouns	Parts of the body	Recognizing parts of the body and their plurals.

GET READY

<p>Study time needed:</p> <p>1 hour</p>	<p>Resources:</p> <p><i>Notebook, English dictionary, pencil, PDF file of Way to go student's book 6 and workbook 6.</i></p>	<p>Textbooks Links:</p> <ul style="list-style-type: none"> - Way to Go Student's Book 6, page 51 Exercise 3 - Way to Go Workbook 6 page 17 Exercise 1.
---	---	---

LEARNING OBJECTIVES

What will you learn/practise/reinforce with these activities?

- To practise vocabulary related to body parts.
- To reinforce the plural of nouns by completing a short paragraph with body parts.

LEARNING STRATEGIES

What can you do to achieve the objectives?

- Read carefully the instructions for each task.
- Follow the sample answers given for each task; they are highlighted in yellow.
- Use new words in context.
- Use the dictionary only if necessary.
- Use your own knowledge and try to infer the meaning. You should not translate word by word.
- Write on your notebook the new vocabulary.

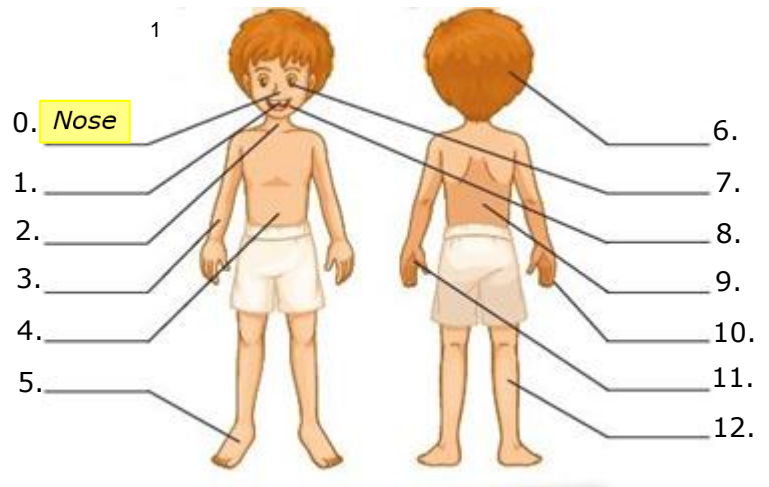
ACTIVITIES

1. VOCABULARY TASKS (15 minutes)

A. Label the picture of the human body with the words from the box.



arm back eye feet
 finger hand head
 leg mouth neck
nose stomach teeth



B. Read carefully the word bank and draw a line to match the parts of the body with the correct number.

2

Word Bank

Regular plurals
 one finger - - ten fingers
 one ear - - - - two ears

Irregular plurals
 one foot - - - two **feet**
 one tooth - - - thirty-two **teeth**

Part of the body	Number
mouth	10
hands	1
toes	10
teeth	2
fingers	2
feet	32
eyes	2
nose	1

We have **one** mouth.
 We also have **two** hands.
 We have **32** teeth.



2. FOCUS ON GRAMMAR (20 minutes)

C. Underline **TRUE** or **FALSE** according to what you read in the word bank of exercise 1B.

- 0. The plural of foot is foots. **TRUE** **FALSE**
- 1. Some parts of the body add "S" to form their plural. **TRUE** **FALSE**
- 2. All parts of the body have many plural forms. **TRUE** **FALSE**
- 3. Some parts of the body have an irregular plural. **TRUE** **FALSE**
- 4. All parts of the body have a regular plural. **TRUE** **FALSE**



D. Read again the word bank in exercise 1B and complete these sentences with the part of the body missing.



- 0. We have 1 **head** in our body.
- 1. We have 10 _____ in our hands.
- 2. We have 32 _____ in our mouth.
- 3. We have 2 _____ to walk.
- 4. We have 1 _____ to smell.

3. WRITING AND READING TASKS (20 minutes)

F. Complete the following paragraph with the correct part of the body in plural form.

The parts of our (0) **body** are very important because we can enjoy nature through them. Our (1) _____ helps us to smell. Also, there are beautiful places we can see with our (2) _____. We can touch the flowers with our (3) _____.




We can listen to the birds singing with our (4) _____. Our mother's (5) _____ care for us and with our (6) _____, we can walk anywhere.

G. Read the text again and circle the correct option.

- 0. We hear with our **hands / mouth / ears**
- 1. We can eat with our **mouth / leg / elbow**
- 2. We can smell with our **head / neck / nose**
- 3. We can walk with our **stomach / teeth / legs**
- 4. We can touch with our **feet / fingers / head**

4. EVALUATE YOUR PROGRESS (5 minutes)

-Mark with an **X** according to the aspects to show your understanding of the topic.

Aspects	4  Very well	5  Well	6  With difficulty
1. I can identify the parts of the body.			
2. I can tell how the plural of nouns is formed.			
3. I can understand short texts.			
4. I can use new vocabulary in contexts.			



THIS IS THE END

Congratulations, for your amazing job! Continue practicing the vocabulary about body parts, and the plural nouns in English. You can check the useful resources as well to have extra practice. Finally, take care of body and be happy.

USEFUL RESOURCES

Online English Spanish dictionary

<https://dictionary.cambridge.org/es/diccionario/ingles-espanol/>

Vocabulary about parts of the body

- https://www.youtube.com/watch?v=K-bYFAFeH_Q

Grammar – Plural of nouns

<https://youtu.be/slCuFaRoa3s>

<https://www.cerebriti.com/juegos-de-idiomias/basic-body-parts>

ANSWER KEY

1. Vocabulary tasks

A. 1. Teeth 2. Neck 3. Arm 4. Stomach 5. Feet 6. Head 7. Eye 8. mouth 9. Back
10. finger 11. Hand 12. Leg

B. mouth-1 hands-2 toes-10 fingers-10 feet-2 eyes-2 nose-1

2. Focus on grammar

C. 1. True 2. False 3. True 4. False

D. 1. Fingers 2. Teeth 3. Legs 4. Nose

3. Writing and Reading tasks

F. 1. Nose 2. Eyes 3. Fingers 4. Ears 5. Hands 6. Legs

G. 1. mouth 2. Nose 3. Legs 4. fingers

ORIENTACIONES FINALES PARA LOS PADRES DE FAMILIA

Una vez su hijo o hija haya terminado las actividades de esta guía, por favor hágale las siguientes preguntas para verificar el proceso de aprendizaje.

1. ¿Cuál fue la actividad que llamó más tu atención y cuál fue la actividad que más se te dificultó?
2. Enséñame cómo se dicen en inglés las partes del cuerpo que aprendiste.
3. Cuéntame cómo se puede formar el plural de los sustantivos en inglés.
4. ¿Cuánto tiempo te tomó desarrollar toda la guía?
5. ¿Fueron claras las instrucciones para cada actividad?
6. ¿Qué recursos utilizaste?



AUTHOR(S)				
Name	Yasmín del Rocío Armero Cabrera	Román Rodrigo Bolaños Carlosama	Rocío Chalapud Velasco	Johanny Katherine Quiroz Rosero
Email	nucaunai99@gmail.com	geminisrbc33@gmail.com	rocha2868@gmail.com	johannyquiroz1@gmail.com
School	IE Agropecuaria Bomboná	IE Agropecuaria Bomboná	IE Agropecuaria Simón Bolívar	IETA San Gerardo

APPENDIXES

Way to Go Student's Book 6, page 51, exercise 3

module 2 // Unit 1

3. **Speak »** Match the parts of the body with the correct number. Then, check with the class.

Word Bank

Regular plurals
 one finger -- ten fingers
 one ear ---- two ears

Irregular plurals
 one foot --- two feet
 one tooth --- thirty-two teeth

Part of the body	Number
mouth	10
hands	1
toes	10
teeth	2
fingers	2
feet	32
eyes	2
nose	1

We have **one** mouth.
 We also have **two** hands.
 We have **32** teeth.



4. **Speak »** Play with a partner. Ask your partner a question. Give your partner one point for a correct answer.

How many fingers do we have?



We have **ten** fingers. Now it's your turn. **How many** ... do we have?

Study Tip

You can learn adjectives by knowing their opposites. It can help you to remember.

big ≠ small
 weak ≠ strong
 short ≠ long

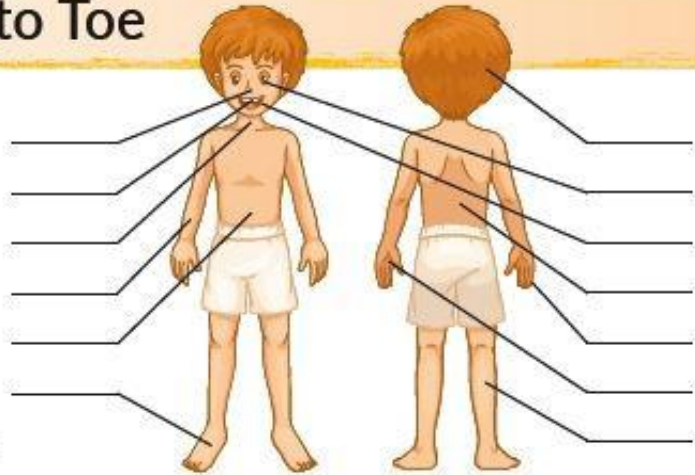


Way to Go Workbook 6, page 17, exercise 1

Lesson 1 » From Head to Toe

1. Label the picture of the human body with the words from the box.

arm back eye feet
 finger hand head
 leg mouth neck
 nose stomach teeth



2. Circle the correct adjectives.

1. Nairo Quintana can ride his bike in high mountains because he has very **short** / **strong** legs.
2. Caterine Ibargüen can jump well because she has really **long** / **weak** legs.
3. Basketball players usually have **big** / **long** hands.
4. **Weak** / **Strong** people can't do gymnastics.
5. Some **short** / **long** football players can be very agile and fast like Lionel Messi.



3. Complete the sentences with the plural form of the noun in brackets. Draw the alien in the box to match the description.

1. This alien has two _____ (head).
2. The alien has four _____ (arm).
3. It has two _____ (mouth). One in each head.
4. It has six _____ (tooth) in each mouth.
5. It has three _____ (leg).
6. It has six _____ (foot). Two on each leg.





LINKS OF IMAGES

1. Ministerio de Educación Nacional (2016). Way to go! 6th Grade Workbook. Bogotá D.C. – Colombia. P. 17. Retrieved from www.colombiaaprende.edu.co/colombiabilingue.
2. Ministerio de Educación Nacional (2016). Way to go! 6th Grade Student's book. Bogotá D.C. – Colombia. P. 51. Retrieved from www.colombiaaprende.edu.co/colombiabilingue.
3. www.colombiaaprende.edu.co/colombiabilingue.
4. Image retrieved from <https://freesvg.org/alex-b2> with a free for commercial use license.
5. Image retrieved from <https://pixabay.com/vectors/smiley-face-grin-smile-happy-icon-304270/> with a free for commercial use license.
6. Image retrieved from <https://pixabay.com/vectors/smiley-emoticon-happy-face-icon-1635449/> with a free for commercial use license.
7. Image retrieved from <https://pixabay.com/vectors/smiley-emoticon-undecided-unsure-1635455/> with a free for commercial use license.