

**“BEYOND THE CLASSROOM”  
ENGLISH SELF-STUDY GUIDE****School****City****Teacher's name****Student's name****Grade**6<sup>th</sup>**Level**

A1

**ORIENTACIONES PARA LOS PADRES DE FAMILIA**

La presente guía de auto-aprendizaje tiene como objetivo ayudar a su hijo(a) a reconocer las expresiones y preposiciones necesarias para hablar acerca de su lugar natural favorito, e identificar el vocabulario específico para su descripción. Su hijo(a) necesitará una hora de trabajo escolar para realizar esta guía. El trabajo aquí descrito se relaciona con la página 92 del libro del estudiante *Way to Go 6*, que está disponible en la plataforma Colombia Aprende. Se adjuntó la página del libro al final de la guía para quienes no tienen acceso a internet.

- La actividad 1 es un ejercicio en el cual su hijo(a) relaciona los lugares naturales con su respectiva definición.
- En la actividad 2 su hijo(a) debe observar la imagen y escribir falso o verdadero frente a cada una de las oraciones que lo describen.
- En la actividad 3 su hijo(a) debe leer el texto y dibujar elementos en el lugar correspondiente.
- En la actividad 4 es para que su hijo(a) realice la autoevaluación de lo aprendido.

Además, se ofrecen ejemplos de las respuestas en cada actividad marcados en amarillo, así como las respuestas correctas y algunos recursos adicionales de apoyo al final de esta guía.

Agradecemos su colaboración supervisando que su hijo(a) complete las actividades indicadas. Al final, ustedes encontrarán una serie de preguntas de verificación de lo que su hijo(a) aprendió y practicó mediante el desarrollo de esta guía.

**WELCOME TO THIS SELF-STUDY GUIDE**

This English self-study guide helps you to practise the expressions *there is* and *there are* to describe your favorite natural place, which are found in the *Way to Go* student's book 6 Module 3 Unit 1 Lesson 1. All the activities are related to the topic of Natural places. It starts with a vocabulary revision activity in which you have to read the descriptions and write the corresponding word in front of them. Secondly, you read a short text about a natural place and draw the elements. Next you write true or false to some statements about a picture. After that, you choose the best answer to some comprehension questions and describe your favorite natural place using the vocabulary and the expressions you have learnt. Finally, you carry out self-assessment to verify your comprehension on this topic.

Topic	Skill(s)	Grammar	Vocabulary	Function(s)
Talk about my favorite natural place	Writing	There is / there are Prepositions of place.	Natural places	Describing my favorite natural place



### GET READY

**Study time needed:**

**1 hour**

**Resources:**

*English Bilingual Dictionary, notebook, pen, colors, pencil, PDF file of Way to Go Student's book 6.*

**Textbooks Links:**

[Way to Go Student's Book 6, page 92 - Exercise 5.](#)

### LEARNING OBJECTIVES

*What will you learn/practise/reinforce with these activities?*

- To identify vocabulary related to the environment.
- To describe with simple short sentences my favorite natural place.

### LEARNING STRATEGIES











*What can you do to achieve the objectives?*

- Read the instructions for each task.
- Look at the sample answers for each task given in yellow.
- Use your prior knowledge and try to infer the meaning.
- Relate words and visuals.
- Make a glossary of new words in your notebook.

### ACTIVITIES

#### 1. VOCABULARY TASK (10 minutes)

**A.** Match the places with the correct definitions.

1		2		3		4	
	Ocean		River		Lake		Jungle
5		6		7		8	
	Pole		Beach		Forest		Desert
		9		10			
			Farm		Mountain		



1	It is an elevation of the earth.	Mountain
2	There aren't people in this place.	
3	There are pigs, horses and hens here.	
4	A big area of salt water.	
5	Here there are a lot of trees and plants.	
6	There are polar bears and penguins in this cold place.	
7	A large area of freshwater.	
8	Elephants, zebras and tigers live in this place.	
9	A big area with sand, near the sea.	
10	A natural stream of water.	

## 2. GRAMMAR TASK (10 minutes)

B. Look at the picture and write True or False.

11






1	There are three green seahorses.	False
2	There are six yellow fish.	
3	There is a small blue shark.	
4	There are two blue fish.	
5	There is a wonderful starfish near a yellow fish	
6	There are six black and white fish.	
7	There are a lot of algae around the fish.	
8	There are rocks at the bottom of the ocean.	
9	There are colorful fish in the ocean.	
10	There is dirty and dark water in this ocean.	

### 3. READING TASKS (15 minutes)

C. Read the following text and draw the elements in the box below.

*I am in the field because it is a wonderful day. There aren't clouds in the sky and there is a sparkly sun. There is a beautiful dark mountain in front of my eyes. There are many different animals with me and **there is a blue lake** next to a wonderful forest full of tall trees. There isn't garbage in the lake. There are colorful flowers around the lake and there is a big white duck next to a stone. There aren't birds in that charming place but there is a lovely butterfly on the stone. There is a pretty girl under a tree and a white rabbit behind her.*



D. Read the text again and select the correct option for each question.

**Example: a. How is the weather like today?**

- a. It's rainy      b. It's snowy      **c. It's sunny**      d. It's windy

**1. According to the text, the person who describes the landscape is:**

- a. Sad      c. Bored  
b. Quite      d. Angry

**3. The animals in that place are:**

- a. Wild      c. Friendly  
b. Dangerous      d. Small

**2. After reading, you can conclude that the place is:**

- a. Dirty      c. Peaceful  
b. Ugly      d. Awful

**4. In that place there aren't:**

- a. Crocodiles      c. Bees  
b. Frogs      d. Squirrels




**4. WRITING TASK** (20 minutes)

E. Describe your favorite natural place. Write at least five simple sentences using *there is*, *there are* and the prepositions of place.

**My favorite natural place is the \_\_\_\_\_ . There is \_\_\_\_\_ and \_\_\_\_\_**  
 \_\_\_\_\_  
 \_\_\_\_\_  
 \_\_\_\_\_  
 \_\_\_\_\_

**5. ASSESSMENT TASK** (5 minutes)

Place a tick ( ✓ ) according to your progress in this guide.

YOUR PROGRESS	13 	14 	15 
I can identify vocabulary related to natural places.			
I can describe natural places.			
I read and understand a short text about natural places			
I follow directions to draw a natural place.			
I write a short description using simple sentences.			



## THIS IS THE END

Congratulations! Now, you can describe your favorite natural place in English. Continue practicing the vocabulary about natural places and the prepositions of place. You can check the useful resources as well to get more information about this topic.

## USEFUL RESOURCES

Online English-Spanish dictionaries

<https://play.google.com/store/apps/details?id=org.cambridge.dictionaries>

<https://www.oxfordlearnersdictionaries.com/us/>

Video about *there is* and *there are* <https://youtu.be/csrECoq8uL0>

Extra practice on *there is* and *there are* <https://en.islcollective.com/video-lessons/there-there-are-angry-bird-short>

Vocabulary about animals <https://www.learnenglish.de/basics/animals.html>

## ANSWER KEY

### 1. VOCABULARY TASK

**A.** 1- Mountain, 2- desert, 3- farm, 4- ocean, 5- forest, 6- pole, 7- lake, 8- jungle, 9- beach, 10- river.

### 2. GRAMMAR TASK

**B.** 1-false, 2-true, 3-false, 4- false, 5-true, 6- false, 7-true, 8-true, 9-true, 10- false.

### 3. READING TASKS

**C.** Free answer.

**D.** 1-b, 2-c, 3-c, 4-a

### 4. WRITING TASK

**E. Suggested answer:** *My favorite place is the ocean. Here there is clean and clear water in which there is an amazing aquatic life. There are marvelous animals like majestic giant whales, dangerous sharks, and clever dolphins. There are a lot of small animals too: seahorses, colorful fish and different kinds of turtles. In this fantastic place there are green algae and tiny plankton. The ocean is fantastic!*

## ORIENTACIONES FINALES PARA LOS PADRES DE FAMILIA

Una vez su hijo (a) haya terminado las actividades de esta guía, por favor hágale las siguientes preguntas para verificar el proceso de aprendizaje y su comprensión del tema de la guía.

1. ¿Cuál fue la actividad que más te gustó y cuál fue la actividad que te pareció más difícil?
2. Enséñame cómo se dicen en inglés algunos de los objetos del lugar natural que aprendiste.
3. Enséñame cómo se describe un lugar natural en inglés.
4. ¿Cuánto tiempo te tomó desarrollar toda la guía?
5. ¿Qué recursos usaste para comprender el tema?



AUTHOR(S)		
Name	Luz Elena Rivadeneira Miranda	Oscar Roberto Hernández Pantoja
Email	<a href="mailto:luzelena0506@hotmail.com">luzelena0506@hotmail.com</a>	<a href="mailto:osherpanter@gmail.com">osherpanter@gmail.com</a>
School	IEM Heraldo Romero Sánchez	IEDR. Arboleda

### APPENDIX

#### Way to Go Student's book 6 page 92, exercise 5

#### MODULE // 3 Unit // 1 Lesson // 1

50

#### 5. Listen »

In pairs, guess where the characters in the stories live. Then listen, and match the houses with the names of the characters.

Bilbo Baggins, the Hobbit

Hansel and Gretel

Shrek and Princess Fiona



That house has a chocolate door. The roof has cookies. There's a candy chimney too!



That green house is beautiful. It has a round door and a round window. There's grass on the roof.



That house is very big. There are many windows and doors. There are many bedrooms, too.

## LINKS OF IMAGES

1. Image retrieved from <https://www.vecteezy.com/vector-art/133980-paddle-background-vector> with a free for commercial use license.
2. Image retrieved from <https://www.vecteezy.com/vector-art/300162-a-river-natural-landscape> with a free for commercial use license.
3. Image retrieved from <https://www.vecteezy.com/vector-art/413414-a-nature-lake-landscape> with a free for commercial use license.
4. Image retrieved from <https://www.vecteezy.com/vector-art/122923-jungle-landscape-with-liana-hanging> with a free for commercial use license.
5. Image retrieved from <https://www.vecteezy.com/vector-art/446741-igloo-in-the-cold-north-pole> with a free for commercial use license.
6. Image retrieved from <https://www.vecteezy.com/vector-art/133974-beach-vector-background> with a free for commercial use license.
7. Image retrieved from <https://www.vecteezy.com/vector-art/298788-forest-scene-with-tall-trees> with a free for commercial use license.
8. Image retrieved from <https://www.vecteezy.com/vector-art/192736-africa-desert-landscape-vector> with a free for commercial use license.
9. Image retrieved from <https://www.vecteezy.com/vector-art/158500-red-barn-on-the-farm-vector-scene> with a free for commercial use license.
10. Image retrieved from <https://www.vecteezy.com/vector-art/217480-flat-landscape-design> with a free for commercial use license.
11. Image retrieved from <https://www.vecteezy.com/vector-art/129251-free-seabed-illustration> with a free for commercial use license.
12. Image retrieved from <https://www.vecteezy.com/vector-art/303723-a-small-pond-on-white-background> with a free for commercial use license.
13. Image retrieved from <https://pixabay.com/vectors/smiley-face-grin-smile-happy-icon-304270/> with a free for commercial use license.
14. Image retrieved from <https://pixabay.com/vectors/smiley-emoticon-happy-face-icon-1635449/> with a free for commercial use license.
15. Image retrieved from <https://pixabay.com/vectors/smiley-emoticon-undecided-unsure-1635455/> with a free for commercial use license.