

“BEYOND THE CLASSROOM” ENGLISH SELF-STUDY GUIDE

School

City

Teacher's name

Student's name

Grade

6

Level

A1

ORIENTACIONES PARA LOS PADRES DE FAMILIA

Queridos padres de familia con el fin de facilitar el aprendizaje del idioma inglés en casa se ha diseñado esta guía para que su hijo mejore competencias de escucha desarrollando unas actividades muy sencillas que le ayudarán entender algunas conversaciones.

Su hijo (a) deberá dedicar dos horas para desarrollar toda la guía. El trabajo aquí descrito se relaciona con la página 10 y 11 del libro del estudiante Way to Go 6, que está disponible en la plataforma Colombia Aprende. Se adjuntó la página del libro al final de la guía para quienes no tienen acceso a internet.

- En la actividad 1 debe leer un diálogo corto acerca de Wilson, luego leer y responder algunas preguntas acerca de su información personal y luego escuchar y repetir el audio 1 para familiarizarse con la entonación y la pronunciación.
- En la actividad 2 debe unir los números en inglés del uno al veinte, luego hacer una sopa de letras con los números y escuchar el audio 2 y repetir el diálogo. Después debe leer las mismas preguntas y responderlas con su información.
- En la actividad 3 debe interpretar los símbolos correspondientes para la pronunciación y luego escuchar el audio 3 para entender el deletreo y completar la tabla con los nombres de las personas que se presentan. Luego debe completar su presentación personal.
- En la actividad 4 debe hacer un audio donde incluya el saludo, nombre, apellido, edad, ciudad donde nació, el deletreo de su nombre completo y la despedida, este debe ser enviado vía Whats App.
- En la actividad 5 debe de visualizar los dibujos y leer cada una de las frases, luego escribir tres ejemplos.
- En la actividad 6 debe dibujar 12 actividades que hace durante el día.
- En la actividad 7 debe leer los dos textos y responder a las preguntas.
- En la actividad 8 debe buscar en la sopa de letras los medios de transporte que aparecen en el cuadro.
- En la actividad 9 debe leer la rutina diaria del profesor Jose Wilson y luego escribir la suya.
- En la actividad 10 Debe aprenderse su rutina y hacer un video con ella.
- En la actividad 11 es para que su hijo haga la autoevaluación.

Agradecemos su colaboración supervisando que su hijo(a) complete las actividades indicadas. Al final, ustedes encontrarán una serie de preguntas de verificación de lo que su hijo(a) aprendió mediante el desarrollo de esta guía.

WELCOME TO THIS SELF-STUDY GUIDE

This English self-study guide helps you practise listening skills. You will:

- read a short dialog about Wilson then answer some questions and next listen and repeat track one to become familiar with the intonation and pronunciation.
- match the numbers from one to twenty, then complete a word grid with the numbers and listen to track 2 to repeat the dialog, after that, read the same questions and answer with your information.
- with the alphabet, study the corresponding symbols for pronunciation, after that, listen to complete the table with the people's names, and finally complete the introduction with your own name.
- record an audio greeting, saying about your name, your last name, age, place where you were born, spelling your full name and a farewell and send it to me by WhatsApp.

Topic	Skill(s)	Grammar	Vocabulary	Function(s)
Introductions and routines	Listening reading, writing and speaking	yes-no questions present simple	Alphabet, numbers from 0 to 20, ways of transportation, verbs.	Ask and answer questions about basic personal information and daily activities

GET READY

<p>Study time needed:</p> <p>2 hours</p>	<p>Resources: <i>Notebook, pencil, mobile phone video camera, sheets of paper, way to go student book 6.</i></p>
--	---

LEARNING OBJECTIVES

What will you learn/practice/reinforce with these activities?

- To practice vocabulary about personal basic information
- To listen to people introducing themselves
- Talking about daily routines

LEARNING STRATEGIES

What can you do to achieve the objectives?

- Read the instructions for each task.
- Use a free dictionary app to listen to the pronunciation of the numbers and the alphabet.
- Use the dictionary only if absolutely necessary. Use your prior knowledge and try to infer the meaning. You should not translate word by word.
- Write on your notebook any "new" learning points discovered.

ACTIVITIES

1. LISTENING TASKS (25 minutes)

ACTIVITY 1.

a. Read the following dialog:

MY FIRST ENGLISH CLASS

1



Teacher: Good morning everyone

Wilson: Good morning my dear teacher.

Teacher: What's your full name?

Wilson: My full name is Jose Wilson Calderon, and you teacher?

Teacher: Maria Garcia. Where are you from?

Wilson: I am from Palermo, and you?

Teacher: I am from Neiva. How old are you?

Wilson: I am 12 years old, and you?

Teacher: I am 29 years old, nice to meet you.

Wilson: Nice to meet you too.

Teacher: Welcome to English class.

b. Answer the following question with your information:

- What's your full name?

- How old are you?

- Where are you from?

c. Listen and repeat. Track number one in the book Way to go 6 Page 10 to become familiar with the pronunciation.



ACTIVITY 2 (15 minutes)

a. Match the numbers.

2	←	FOUR	12	←	THIRTEEN
8		TEN	17		TWELVE
4	←	ONE	13	←	ELEVEN
7		EIGHT	11		TWENTY
1		TWO	19		SEVENTEEN
10		SEVEN	20		SIXTEEN
3		NINE	14		FIFTEEN
9		THREE	16		EIGHTEEN
5		SIX	18		NINETEEN
6		FIVE	15		FOURTEEN

b. Find the numbers in English from 1 to 20 in the word grid

N	F	O	U	R	T	E	E	N	X
E	I	G	H	T	V	V	E	I	I
E	I	N	V	L	I	E	F	N	S
T	W	G	E	F	T	I	Y	E	N
N	E	W	H	R	F	T	S	T	E
E	T	N	I	T	N	O	E	E	V
V	D	H	E	E	E	N	V	E	E
E	T	E	W	O	D	E	E	N	L
S	N	T	H	R	E	E	N	X	E
N	E	E	T	X	I	S	O	W	T

c. Listen to audio 2 to repeat the dialog and then answer the questions with your information.

- I'm Saray. What's your name?
- My name's _____
- How old are you?
- I'm _____ years old
- Nice to meet you
- _____

ACTIVITY 3 (5 minutes)

- a. Listen to the alphabet pronunciation here
https://www.youtube.com/watch?v=kDdg2M1_EuE&ab_channel=SuperSimpleSongs-KidsSongs , after that spell your full name:



- a. Listen to audio 3 and complete the following table:

NAME	LAST NAME
1	
2	
3	

NOW YOU

Good afternoon! My name's _____ and my last name's _____. That's _____. And my last name's ..._____.

ACTIVITY 4 (10 minutes)

Record an audio greeting (hello/ hi/ good morning), and reporting the answers to these questions:

- What's your name?

- What's your last name?

- How do you spell your full name?

- How old are you?

Bye, bye.

ACTIVITY 5:

DAILY ROUTINE


Activities we do every day:

3



Have a shower

4



have breakfast

5



have a coffee

6



get up

7



Read the paper

8



watch TV

9



listen to the radio

10



go to school

What do you do? Write three things that you do in the morning.

1. _____

2. _____

3. _____

ACTIVITY 6

Write 12 activities that you do during the day and draw them

--	--	--	--

--	--	--	--

--	--	--	--

ACTIVITY 7:

Read the text and answer the questions:

Carla


I **get up** at five in the morning and **go to work** at about six. I start work at seven. I **finish work** at three in the afternoon, then I **get home** and have lunch.

Sam

I **get up** at about ten or eleven. I **start work** at two in the afternoon. I **finish work** at ten in the evening and I usually **get home** at about eleven. Then I watch TV and **go to bed** at two or three in the morning.

1. Who works in the morning? _____
2. Who works in the afternoon? _____
3. Who works in the evening? _____
4. When are they both at work? _____

ACTIVITY 8 Find the words.



GRAMMAR:

Have:

I, you, we, they

EXAMPLES:

I **have** lunch

You **have** dinner.

Has:

He, she, it

EXAMPLES:

She **has** lunch

He **has** dinner.

1. Complete the sentences using have or has:

1. She _____ two dogs.
2. We _____ lunch at 12:30 p.m.
3. Maria and Carlos _____ three children.

ACTIVITY 9: READING

Read my daily routine

MY DAILY ROUTINE




My name is Jose Wilson Calderon Trujillo, I am going to tell you my daily routine.

In the morning, I wake up at 5:20 am and I get up after that. Next, I brush my teeth and wash my face, then I have a cup of coffee. At 8 am, I have breakfast, after that I start to work on my computer. I review all my students' messages and answer them. Next, I start to prepare my classes and I look at some activities on the Internet.

In the afternoon, I have lunch and watch the tv news, next I take a nap for twenty minutes. After, I visit my mother, play ping pong, listen to music and play with my granddaughter and my grandson. After that, I return home and read a book, because I like reading, and next I take a bath and relax a little.

ACTIVITY 11:

EVALUATE YOUR WORK (5 minutes)

Check your progress!	13	14	15	Discuss with your parents, then answer the questions below
				
	Very well	Quite well	With difficulty	
I can understand some elements of basic personal information.				How many new words did you learn?
I can make a recording about my personal information.				Which question about personal information can I make?
I can write and describe my daily routine				How many sentences can I write about my daily routine?

THIS IS THE END

Congratulations, you can understand some personal information questions and answers and give information about yourself, also, you can write and speak about your daily routine. Continue practicing English to increase your Knowledge.

USEFUL RESOURCES

Online English Spanish dictionary

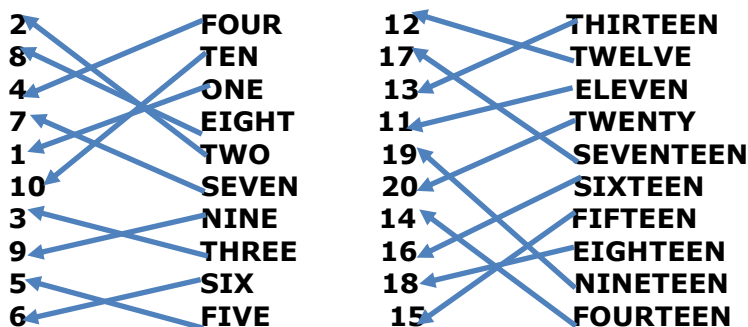
<https://dictionary.cambridge.org/es/diccionario/ingles-espanol/>

<https://www.englishclub.com/pronunciation/alphabet.htm>

ANSWER KEY

ACTIVITY 2

a. Match the numbers.



ACTIVITY 3

a. Write the symbols of the alphabet

B.

- Hi! My name's Juliana Payares. That's J-U-L-I-A-N-A and my last name's P-A-Y-A-R-E-S.
- Hello. My name's Estefan. That's E-S-T-E-F-A-N. My last name's Restrepo. That's R-E-S-T-R-E-P-O.
- Good afternoon! My name's Hakani and my last name's Huainiri. That's H-A-K-A-N-I. And my last name's ...H-U-A-I-N-I-R-I.

ACTIVITY 5

Which things do you do? Write three things that you do in the morning.

- 1. I have breakfast** .
- 2. I have a shower** .
- 3. I watch tv** .

ACTIVITY 7

- Who works in the morning? Karla works in the morning
- Who works in the afternoon? Sam works in the afternoon
- Who works in the evening? Sam works in the evening
- When are they both at work? They are at work in the afternoon

2. Complete the sentences using have or has:

4. She has two dogs.

5. We have lunch at 12:30 p.m.

6. Maria and Carlos have three children.

ORIENTACIONES FINALES PARA LOS PADRES DE FAMILIA

Una vez su hijo o hija haya terminado las actividades de esta guía, por favor hágale las siguientes preguntas que le permiten verificar el proceso de aprendizaje

- ¿Cuál fue la actividad que más te gustó y cuál fue la actividad que te pareció más difícil?
- Enséñame cómo se pronuncia algunas preguntas de información personal en inglés que aprendiste.
- Enséñame cómo dar información personal en inglés.
- Enséñeme su rutina diaria?
- ¿Cuánto tiempo te tomó desarrollar toda la guía?
- ¿Qué recursos utilizaste?

AUTHOR(S)

Name	Jose Wilson Calderon Trujillo
Email	Josewilson60@gmail.com
School	El Juncal

LINKS OF IMAGES

1. Image retrieved from <https://www.pexels.com/photo/woman-in-discussing-a-lesson-plan-3772511/> with a free for commercial use license.
2. Image retrieved from <https://www.pexels.com/photo/alphabet-letter-text-on-black-background-1337382/> with a free for commercial use license.
3. Image retrieved from <https://www.vecteezy.com/vector-art/173724-water-heater-man-taking-a-shower-vector> with a free for commercial use license.
4. Image retrieved from <https://www.vecteezy.com/vector-art/1992848-a-girl-having-breakfast-doodle-cartoon-character-isolated> with a free for commercial use license.
5. Image retrieved from <https://www.vecteezy.com/vector-art/268700-coffee-shop-meeting-illustration> with a free for commercial use license.
6. Image retrieved from <https://www.vecteezy.com/vector-art/301786-wake-up> with a free for commercial use license.
7. Image retrieved from <https://www.vecteezy.com/vector-art/112042-free-news-vector> with a free for commercial use license.
8. Image retrieved from <https://www.vecteezy.com/vector-art/273378-young-girl-watching-tv> with a free for commercial use license.

9. Image retrieved from <https://www.vecteezy.com/vector-art/434248-little-boy-listening-to-music> with a free for commercial use license.
10. Image retrieved from <https://www.vecteezy.com/vector-art/368587-girl-going-to-school> with a free for commercial use license.
11. Image retrieved from <https://www.vecteezy.com/vector-art/84540-free-vector-retro-transportation-icons> with a free for commercial use license.
12. Image retrieved from <https://www.vecteezy.com/vector-art/214867-locomotive-vector-illustration> with a free for commercial use license.
13. Image retrieved from <https://pixabay.com/vectors/smiley-face-grin-smile-happy-icon-304270/> with a free for commercial use license.
14. Image retrieved from <https://pixabay.com/vectors/smiley-emoticon-happy-face-icon-1635449/> with a free for commercial use license.
15. Image retrieved from <https://pixabay.com/vectors/smiley-emoticon-undecided-unsure-1635455/> with a free for commercial use license.