

**“BEYOND THE CLASSROOM”
ENGLISH SELF-STUDY GUIDE**

School _____ **City** _____

Teacher’s name _____

Student’s name _____

Grade _____ **6** _____ **Level** _____ **A1** _____

ORIENTACIONES PARA LOS PADRES DE FAMILIA

Esta guía de aprendizaje de inglés para el trabajo en casa se elaboró con el fin de ayudar a su hijo (a) a repasar el vocabulario en forma escrita de los miembros de la familia, los adjetivos posesivos y vocabulario de las características físicas de la persona; aprender el significado de esas palabras e identificarlas dentro de un párrafo o una oración. Su hijo (a) deberá dedicar una hora y cuarenta y cinco minutos para la realización de la guía. Algunas de las actividades a desarrollar se encuentran en el Workbook Way to Go! del grado 6 de la página 12 y Way to Go 6 Student, página 31 y 33 que están disponible en la página Colombia Aprende. Se adjuntan las paginas a desarrollar para los que no tienen acceso a Internet.

- La actividad 1 (Vocabulary Tasks). Ejercicio A: Debe utilizar el diccionario para encontrar el significado de las palabras desconocidas. Ejercicio B: consiste en completar las palabras referentes a los miembros de la familia. En el ejercicio C: debe ordenar las letras y formar la palabra que corresponde a un miembro de la familia.
- La actividad 2 (Reading Task). Ejercicio A: debe leer el texto de Maya y responder las preguntas con respuesta múltiple.
- Actividad 3 (Language awareness). Ejercicio A: Con base en la lectura de Maya, se responden unas preguntas. El objetivo es analizar la estructura gramatical. Ejercicio B: Es un párrafo que debe completar con los adjetivos posesivos del recuadro.
- Actividad 4 (Vocabulary physical appearance). Ejercicio A: Debe buscar las palabras desconocidas en el diccionario. Ejercicio B: debe clasificar las palabras que corresponden al vocabulario de las características físicas de la persona en el respectivo cuadro que aparece ahí.
- Actividad 5 (Reading Task) Ejercicio A. Debe identificar las personas de la foto y poner el nombre de acuerdo a la descripción.
- Actividad 6 (Writing) el ejercicio C: consiste en completar el cuadro con las características físicas de los miembros de su familia. En el ejercicio B: consiste en realizar una descripción de los miembros de tu familia.
- La actividad 7. (Self- Assessment tasks) Es donde su hijo (a) debe evaluar su progreso de lo realizado y lo aprendido.

WELCOME TO THIS SELF-STUDY GUIDE

This English self- study guide will help you to practice the vocabulary about member of the family presented in Way to Go! workbook Unit 3 Lesson 1. It starts with vocabulary about this topic (members of the family) then, the language awareness which helps you understand and use possessive adjectives. The vocabulary about physical appearance helps you do the reading activity and your family description which is the last activity. Finally, you have to evaluate your progress.



Topic	Skill(s)	Grammar	Vocabulary	Function(s)
My People	Writing/ Reading	Possessive adjective Verb to be	Family members Physical appearance	Describing my family

GET READY

Study time needed: 1 hour 45 minutes	Resources: Way to Go! 6, page 31 & 33 Way to Go! 6workbook, page 12 Dictionary, Notebook, Pencil, Pen.	Textbooks Links: - WAY TO GO! 6º Unite 3 - http://aprende.colombiaaprende.edu.co/es/node/94010
-----------------------------------------------------------	------------------------------------------------------------------------------------------------------------------------	-------------------------------------------------------------------------------------------------------------------------------------------------------------------------------

LEARNING OBJECTIVES

LEARNING STRATEGIES

What will you learn/practise/reinforce with these activities?

- To identify the vocabulary of family members.
- To identify and to use the possessive adjectives in a context.
- To identify the vocabulary of physical characteristics.
- Write a description about my family.

What can you do to achieve the objectives?

- Read the instruction for each activity.
- Look at the examples given. They appear in the activities.
- Use the dictionary for the unknown words.
- Write on your notebook the new knowledge.
- Make a Word list to remember the vocabulary you learn.

ACTIVITIES


1. VOCABULARY TASKS - FAMILY MEMBERS (time 20 MINUTES)

Exercise A. Use your dictionary to find the meaning of the words you don't know.

"MEMBERS OF THE FAMILY"

- | | |
|-----------------|-------------|
| • GRANDMOTHER | GRANDFATHER |
| • MOTHER | FATHER |
| • WIFE | HUSBAND |
| • AUNT | UNCLE |
| • NIECE | NEPHEW |
| • SISTER | BROTHER |
| • COUSIN | COUSIN |
| • DAUGHTER | SON |
| • GRANDDAUGHTER | GRANDSON |

My Family ¹





Exercise B.

Look the pictures and complete the words about Members of the family.

EXAMPLE



1. GRANDFATHER _____



2. _____ R



3. G _____



4. ____ O _____



5. _____ T _____



6. ____ T _____



7. _____ N



8. ____ O _____



9. C _____



10. ____ G _____

Exercise C. Unscramble the family member by ordering the letters.

EXAMPLE:

HEFRTA: FATHER

1. MEHTRO: _____	5. RSEITS: _____
2. HOBRRRET: _____	6. NUELCL: _____
3. OSN: _____	7. TUNA: _____
4. TUHGDAER: _____	8. GANDETOHRRM: _____
	9. SCUNIO: _____

2. READING TASK 1 (10 minutes)

Pre-reading

Do you have a big or small family?
Do you belong to any native tribe?

A. Look at page 31, Way to Go Student Book 6. Read the text about Maya and answer the following questions

1. Maya has
 - a. Two sisters and a brother
 - b. two sisters
 - c. one sister

2. Yolanda is
 - a. 16 years old
 - b. 24 years old
 - c. 2 years old.

3. Alberto is Maya´s
- a. Nephew
 - b. brother
 - c. cousin
4. Maya´s parents are
- a. Lorenzo and Sashkay
 - b. Alberto and Morela
 - c. Yolanda and Alberto

3. LANGUAGE AWARENESS (15 minutes)

A. Read the text about Maya again. Look at the words in red. Then answer the questions.

1. What do they refer to?

- a. People
- b. possession and ownership

2. What are they called?

- a. Personal pronoun
- b. possessive adjective

3. What is the correct possessive adjective for personal pronoun? Complete the chart.

PERSONAL PRONOUNS	I	YOU	SHE	HE	WE	THEY	IT
POSSESSIVE ADJECTIVES		YOUR					ITS

B. Read the text and Complete it with the possessive adjectives. Look at example 1.

~~My~~ his her our their its

Hi!, my name is Lina and I live near Bogotá, 1) **my** father is cool, his name is Jaime, my mother is pretty, 2) ___ name is Sonia. I have a brother, 3) ___ name is Miguel and he is really cute. We love playing in our house. I have some Friends at school, 4) ___ names are Pedro, Karen and David. My dad takes me to school with 5) ___ car, 6) ___ color is green. And now what about you? What`s your name? Tell me all about you.

Note: Compare your answers with the answer key at the end of this guide.

4 VOCABULARY PHYSICAL APPEARANCE (20 minutes)

A. Use your dictionary to find the meaning of the words you don´t understand.

tall	medium height	handsome	moustache
short	well-dressed	ugly	long hair
slim	smart	old	short hair
thin	scruffy	young	straight hair
fat	good-looking	middle-aged	curly hair
obese	attractive	bald	fair-haired
well-built	beautiful	bald-headed	blond-haired o blonde-haired
overweight	pretty	beard	



brown-haired ginger-haired brunette
dark-haired blonde

B. Classify these words in the chart. You can also add words from the previous exercise.

Blue tall fair thin long slim short green brown dark fat


Eyes	Skin	Hair	Height and weight
Blue			

5. READING TASK 2 (10 minutes)

Pre-reading.

Can you describe the boys in the photo?

A. Read the description. Then write the name of the people in the photo.



12

Neil Patrick is **medium-height**. He has **short, black, curly** hair. His eyes are **brown**.

Josh Samir is **short and thin**. He has **short, wavy, fair** hair. His eyes are **blue**.

Harry Jones is **really tall**. He has **straight, blond, short** hair. He has **green** eyes.

William Blunt is **tall**. His hair is **really short, curly and black**. He has **brown** eyes.

Post- Reading

Can you describe yourself? _____

6. WRITING TASK (25 minutes)

A. Complete the chart with the physical characteristics of your family members.

Family member				
Name				
Hair				
Eyes				
Body				
Wears glasses	Yes / No	Yes / No	Yes / No	Yes / No

13



B. Now, write a description of your family members. Use exercise 1 to help you.

My mother's name is _____ (name). She's _____ (height) and _____ (build). She _____ (glasses). Her eyes are _____ (colour). Her hair is _____ (length, colour, style).




My father's name is _____

My _____

My _____

14

7. SELF-ASSESSMENT TASKS (5 minutes)

CHECK YOUR PROGRESS	VERY WELL  15	QUITE WELL  16	WITH DIFFICULTY  17	Check with your parents the following questions.
I can identify vocabulary related to family.				What words did you learn? _____
I can express possession				Give an example of possession. _____
I can describe family members.				Who did you describe? _____
I can identify vocabulary related to Physical appearance.				How many new words did you learn? _____

THIS IS THE END

Congratulations, you have remembered the vocabulary "Members of the family" these words are important for to increase your knowledge in English, moreover you have learnt about the possessives adjectives and vocabulary related to physical characteristics.

Continue with your learning!

USEFUL RESOURCES

<https://www.youtube.com/watch?v=FHaObkHEkHQ> FAMILY MEMEBERS

<https://www.youtube.com/watch?v=FHaObkHEkHQ> POSSESSIVE ADJECTIVES

<https://www.youtube.com/watch?v=x1SvftozTjg> POSSESSIVE NOUNS

<https://learnenglishteens.britishcouncil.org/skills/listening/beginner-a1-listening/describing-people> DESCRIBING PEOPLE.



ANSWER KEY

1. Vocabulary Family Members.

Exercise B: 2. mother 3. grandmother 4. brother 5. sister 6. father 7. cousin 8. son 9. cousin 10. daughter.

Exercise C: 1. Mother 2. brother 3. son 4. daughter 5. sister 6. uncle 7. aunt 8. grandmother 9. Cousin.

2. Reading Task 1. 1.b, 2. b, 3.a 4. A

3. Language Awareness

Exercise A. 1.b, 2.b,

PERSONAL PRONOUNS	I	YOU	SHE	HE	WE	THEY	IT
POSSESSIVE ADJECTIVES	MY	YOUR	HER	HIS	OUR	THEIR	ITS

Exercise B. 1. My, 2. Her, 3. His, 4. Their, 5. Our, 6. Its

4. Vocabulary physical appearance

Exercise B.

EYES	SKIN	HAIR	Height and Weight
Blue, green	Dark, brown	Short, Long, fair	Thin, fat, tall, slim

5. **Reading task 2.** 1. Neil Patrick. 2. Harry Jones 3. Josh Samir 4. William Blunt

6. Writing Task Students' own answers.

ORIENTACIONES FINALES PARA LOS PADRES DE FAMILIA

Una vez que su hijo(a) haya terminado de hacer esta guía, hágale las siguientes preguntas que le permiten verificar el aprendizaje:

1. ¿Qué actividad le pareció más fácil y cuál no?
2. Enséñeme como se dice en inglés el vocabulario de los miembros de la familia y las características físicas.
3. Puedes explicarme ¿cómo se usan los adjetivos posesivos?
4. ¿Si utilizaste toda la hora o usaste más tiempo para elaborar la guía?
5. ¿Utilizaste todos los recursos?

AUTHOR(S)

Name	Edith Lisbeth Fernández Méndez
Email	edithlisbethf@hotmail.com
School	Simón Bolívar



LINKS OF IMAGES

1. Image retrieved from <https://pixabay.com/es/illustrations/cena-familiar-cena-celebraci%C3%B3n-3407701/> with a free for commercial use license.
2. Image retrieved from <https://publicdomainvectors.org/en/free-clipart/Energized-grandpa/73301.html> with a free for commercial use license.
3. Image retrieved from <https://publicdomainvectors.org/en/free-clipart/Mother-holding-a-baby/73975.html> with a free for commercial use license.
4. Image retrieved from <https://publicdomainvectors.org/en/free-clipart/Laughing-old-woman/75895.html> with a free for commercial use license.
5. Image retrieved from <https://pixabay.com/es/vectors/ni%C3%B1o-adolescente-masculina-160014/> with a free for commercial use license.
6. Image retrieved from <https://pixabay.com/es/vectors/ni%C3%B1a-feliz-riendo-dibujos-animados-311628/> with a free for commercial use license.
7. Image retrieved from <https://pixabay.com/es/vectors/familia-adulto-hombre-ni%C3%B1o-beb%C3%A9-158141/> with a free for commercial use license.
8. Image retrieved from <https://pixabay.com/es/vectors/ni%C3%B1o-jugando-feliz-bailando-beckon-158152/> with a free for commercial use license.
9. Image retrieved from <https://pixabay.com/es/vectors/ni%C3%B1o-feliz-diversi%C3%B3n-la-infancia-304347/> with a free for commercial use license.
10. Image retrieved from <https://pixabay.com/es/vectors/ni%C3%B1a-ni%C3%B1o-jugando-feliz-bailando-158151/> with a free for commercial use license.
11. Image retrieved from <https://pixabay.com/es/vectors/ni%C3%B1a-ni%C3%B1o-joven-lindo-adolescente-160015/> with a free for commercial use license.
12. Ministerio de Educación Nacional (2016). Way to go! 6th Grade. Bogotá D.C. – Colombia. P. 33 Retrieved from www.colombiaaprende.edu.co/colombiabilingue.
13. Ministerio de Educación Nacional (2016). Way to go! 6th Grade Workbook. Bogotá D.C. – Colombia. P. 12 Retrieved from www.colombiaaprende.edu.co/colombiabilingue.
14. Ministerio de Educación Nacional (2016). Way to go! 6th Grade Workbook. Bogotá D.C. – Colombia. P. 12 Retrieved from www.colombiaaprende.edu.co/colombiabilingue.
15. Image retrieved from <https://pixabay.com/vectors/smiley-face-grin-smile-happy-icon-304270/> with a free for commercial use license.
16. Image retrieved from <https://pixabay.com/vectors/smiley-emoticon-happy-face-icon-1635449/> with a free for commercial use license.
17. Image retrieved from <https://pixabay.com/vectors/smiley-emoticon-undecided-unsure-1635455/> with a free for commercial use license.



Appendix Way to Go, page 31

module 1 // Unit 3

21

3. Listen »

Maya's from Silvia, a little town in the Department of Cauca. Listen and read.



Hi! My name's Maya Itimay. I have two sisters. Their names are Yolanda and Morela. Yolanda's 24. Her son's Alberto. His last name's Camfjol. Morela's 16. Our parents are Guambiano people. Their names are Lorenzo and Sashkay. This is their picture.

4. Speak » In pairs, describe Maya's family.

Lorenzo is Maya's father.

Yes! His last name is ...

Yolanda is Alberto's mother.

No! Her mother is ...





Appendix Way to Go, page 33

Expanding Knowledge » We Are All Different!

1. **Read** » Read the Kansas School Newspaper article about the volleyball team. Complete the chart.



This is the school volleyball team. The captain, Neil Patrick, is the guy on the left. His hair is short, curly and black. The libero is Harry Jones. He's tall and blond. Mr. O'Hara, the woman with long, straight, black hair is the coach.

Name	Position in the team	Physical characteristics
<i>Neil Patrick</i>	_____	_____
_____	_____	<i>tall</i>
_____	<i>coach</i>	_____

- 22 2. **Listen** » Listen and read. Then, write the names of the people in the photo.



33

Study Tip
Make a word list in order to remember the vocabulary you learn.

Harry Jones is really tall. He has straight, blond, short hair. He has green eyes.

William Blunt is tall. His hair is really short, curly and black. He has brown eyes.

Neil Patrick is medium-height. He has short, black, curly hair. His eyes are brown.

Josh Samir is short and thin. He has short, wavy, fair hair. His eyes are blue.