



“BEYOND THE CLASSROOM” ENGLISH SELF-STUDY GUIDE

School _____ **City** _____

Teacher's name _____

Student's name _____

Grade _____ **6** _____ **Level** _____ **A1** _____

ORIENTACIONES PARA LOS PADRES DE FAMILIA

Esta guía de aprendizaje de inglés para el trabajo en casa se preparó con el fin de ayudar a su hijo o hija a repasar vocabulario sobre objetos del salón de clase y a aprender a identificar en lecturas cuando se trate de información específica sobre objetos del salón de clase en sus formas singular o plural. Su hijo (a) deberá dedicar una hora para desarrollar toda la guía. El trabajo aquí descrito se relaciona con las páginas 13 y 15 del libro del estudiante Way to Go 6, que está disponible en la plataforma Colombia Aprende. Se adjuntó la página del libro al final de la guía para quienes no tienen acceso a internet.

- La actividad 1 son dos ejercicios de práctica del vocabulario en inglés sobre Objetos del salón de clase.
- La actividad 2 invita a analizar las palabras usadas para referirse a los objetos de clase en forma singular o plural. Para esto, su hijo(a) debe referirse al ejercicio 2 de la página 13 del libro del estudiante y contestar unas preguntas.
- La actividad 3 se trata de leer un texto sencillo sobre diferentes objetos del salón de clase que aparece en el ejercicio 5 página 15 y responder algunas preguntas de opción múltiple.
- Por último, la actividad 4 es para que su hijo(a) autoevalúe lo aprendido.

Además, se ofrecen ejemplos de las actividades, las respuestas correctas y recursos adicionales de apoyo. Agradecemos su colaboración supervisando que su hijo(a) complete las actividades indicadas. Al final, ustedes encontrarán una serie de preguntas de verificación de lo que su hijo(a) aprendió mediante el desarrollo de esta guía.

WELCOME TO THIS SELF-STUDY GUIDE

This English self-study guide helps you practise reading literal texts. All the activities are related to the topic objects in the classroom in Way to Go Student Book 6 Module 1 Unit 1 Lesson 2. It starts with some vocabulary revision activities. Then, you have to answer some questions about the language used to write singular and plurals (some/a/an) and end up Reading a text to answer multiple choice questions.

Topic	Skill(s)	Grammar	Vocabulary	Function(s)
Classroom items	Reading	Singular and plural nouns	Classroom objects	Expressing singular and plural nouns



GET READY

Study time needed:
1 hour

Resources:
English dictionary, notebook, pencil, sheets of paper, PDF file of Way to Go Student Book 6.

Textbooks Links:
- [Way to Go Student Book 6, Module 1 Unit 1, page 13 Exercise 2](#)
- [Way to Go Student Book 6, Module 1 Unit 1, page 15 Exercise 5](#)

LEARNING OBJECTIVES

What will you learn/practise/reinforce with these activities?

- To practise vocabulary related to classroom objects
- To identify singular and plural classroom objects in literal texts.
- To identify specific information in literal texts

LEARNING STRATEGIES

What can you do to achieve the objectives?

- Read the instructions for each task.
- Look at the examples given. They are highlighted in purple.
- Use a free dictionary app to listen to the pronunciation of new vocabulary.
- Use the dictionary only if absolutely necessary. You should not translate word by word.
- Write on your notebook any "new" learning points discovered.

ACTIVITIES

1. VOCABULARY TASKS (15 minutes)

a. Label the pictures using words from the box below. Follow the examples given.

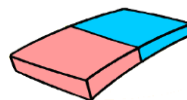
Eraser	schoolbag	map	desk	ruler	pen	blackboard	pencil	notebook
		Pencilcase		book	sharpener			



1. Pencil



2. _____



3. _____



4. _____



5. _____



6. _____



7. _____




8. _____



9. _____



10. _____



11. Desk



12. _____



b. Write the Class object in the spaces according to the description of its use. Follow the example given.

1. To measure

2. To write using chalk or special marker

3. To erase something

4. To write



P e n c i l

5. To keep your pencils and pens

6. To carry our belonging




2. LANGUAGE FOR SOME/A/AN (20 minutes)

Look these examples of the use of a/an and some with classrooms objects

SINGULAR WITH <u>A</u>			
			
1. <u>A</u> sharpener	2. <u>A</u> pencil	3. <u>A</u> ruler	4. <u>A</u> desk

a) Which consonants start the words?

1. _____ 2. _____ 3. r _____ 4. _____

SINGULAR WITH <u>AN</u>		
		
1. <u>An</u> orange pen	2. <u>An</u> eraser	3. <u>An</u> English book

NOTE: An is used when the word starts with vowel

B) Which vowels start the words?

1. o _____ 2. _____ 3. _____

c) Write A or An

1. _____ clock 2. _____ English dictionary 3. A desk 4. _____ orange color

PLURAL WITH <u>SOME</u>			
			
<u>Some</u> pens	<u>Some</u> books	<u>Some</u> erasers	<u>Some</u> clocks



d. Open your "Way to Go Student Book" on page 13, Exercise 1.

e. This activity offers a picture of a classroom with different objects in plural, singular and one you **can't count** (some paper). How many singular and plural objects are there? Circle the correct answer.

A) 5 singular and 10 plural plural

B) 5 singular and 5 plural

C) 6 singular and 5

F. On page 13 do the exercise number 2

2. Write Complete with *a, an* or *some*.

1. <u>a</u> board		2. <u>an</u> orange pen		3. <u>some</u> pencils	
4. <u>an</u> English book		5. <u>a</u> dictionary		6. <u>three</u> chairs	
7. <u>some</u> students		8. <u>a</u> desk		9. <u>a</u> teacher	

Study Tip
You can focus on colours to understand grammar.

13

g. Look at the picture and put a tick (✓) if they are correct, and a cross (X) if they are incorrect.

1. ____ It is a pencil.
2. ____ they are some boards.
3. **X** It is an eraser.
4. ____ they are some desks.
5. ____ .It is a clock
6. ____ They are some pictures.

h. Compare your answers with the answer box at the end of this guide.



3. READING TASKS (20 minutes)

- a. Open your "Way to Go Student Book" on page 15, Exercise 5.
- b. **Pre-reading:** Yang is describing her classroom; what objects can she mention? Tick (✓) the possible items.

Hi! My name's Yang Dawa. I'm a student in 6th grade at a public school in Shanghai. Look! This is a picture of my classroom. I see some chairs. That's my teacher. This is my desk. On the desk, there's a pencil, my bag, an English book and a dictionary.

<input type="checkbox"/> a clock	<input type="checkbox"/> some chairs	<input type="checkbox"/> some desks
<input type="checkbox"/> a teacher	<input type="checkbox"/> a bag	<input type="checkbox"/> some students
<input type="checkbox"/> some pens	<input type="checkbox"/> a pencil	<input type="checkbox"/> some paper
<input type="checkbox"/> a dictionary	<input type="checkbox"/> an English book	

C. Read the text and choose a, b or c. Follow the example given (question 4)

- 1. She studies in a
 - a) Private school b) rural school c) public school
- 2. She is in
 - a) 6th grade b) 7th grade c) 5th grade
- 3. The school is in
 - a) Tokio b) Paris c) Shanghai
- 4. This is a picture of a
 - a) School **b) classroom** c) house
- 5. The book is of
 - a) Spanish b) Maths c) English




d. Read the text again and choose the correct option (a, b or c).

- 1. She sees:
 - a) Some students b) some books c) some chairs
- 2. There is an:
 - a) Ruler **b) English book** c) apple
- 3. On the desk is
 - A) Some bags b) a pen c) a dictionary
- 4. The girl has:
 - a) a desk b) some pencils c) a map

- 5. In the picture there is **not**:
 - a) a teacher b) a sharpener c) a bag

e. Compare your answers with the answer box at the end of this guide.

SELF-ASSESSMENT TASKS (5 minutes)

Check your progress	Very well 	Quite well 	With difficulty 	Discuss with your parents, and write
I can identify classroom objects.				How many words did you learn? _____
I can find specific information in a text				Write 6 classroom objects in plural _____ _____ _____ _____ _____
I can use a/an and some to list objects of the classroom				

THIS IS THE END

Congratulations, you can do amazing things. Continue practicing how to identify specific information in texts. You can check the useful resources as well. Finally, don't forget to continue learning more objects of the classroom.

USEFUL RESOURCES

Online English Spanish dictionary – <https://dictionary.cambridge.org/es/diccionario/ingles-espanol/>
 Practise more school objects vocabulary with these online exercises https://agendaweb.org/vocabulary/school_objects-exercises.html

Plural and singular nouns:
<https://agendaweb.org/grammar/plural-exercises.html>

Pronunciation:
<http://www.focus.olsztyn.pl/en-grammar-nouns-pronunciation-plural.html>



ANSWER KEY

1. Vocabulary tasks

- a. 1- Pencil, 2-Ruler , 3- Eraser, 4- book, 5- sharpener, 6- pen, 7- notebook, 8- Pencil Case, 9- Board, 10- School Bag, 11- desk, 12- map
- b. 1- Ruler, 2- e-board, 3- eraser, 4- pencil, 5- pencil case, 6- school bag

2. Language for instructions

- a. 1-s, 2-p, 3-r, 4-d b. 1-o, 2-e, 3-e c. 1-a, 2-an, 3-a, 4-an E. b
- g.1.-, 2- X, 3- X, 4- , 5- , 6-

3. Reading Tasks

- b. some chairs, a pencil, a bag, an English book, a dictionary
- c.1-c, 2-a, 3-c, 4-b, 5-c
- d.1-c, 2-b, 3-c, 4-a ,5-b

ORIENTACIONES FINALES PARA LOS PADRES DE FAMILIA

Una vez su hijo o hija haya terminado las actividades de esta guía, por favor hágale las siguientes preguntas que le permiten verificar el proceso de aprendizaje

- ¿Cuál fue la actividad que más te gustó y cuál fue la actividad que te pareció más difícil?
- Enséñame cómo se dicen en inglés algunos de los objetos del salón de clase que aprendiste.
- Enséñame cómo reconocer objetos de salón de clase singulares y plurales en un texto.
- ¿Cuánto tiempo te tomó desarrollar toda la guía?
- ¿Qué recursos utilizaste?

AUTHOR(S)

Name	Yenny Paola Naranjo Suarez		
Email	Yenny.naranjo@sedtolima.edu.co		
School	I.E.T.C San Juan Bosco		



Way to go Student Book 6, page 13, exercise 2

module 1 // Unit 1

Expanding Knowledge » My Favourite Place

7 1. Listen » Joshua's a new student in a middle school in Melbourne, Australia. Listen and repeat.



2. Write » Complete with a, an or some.

1. <u>a</u> board		2. <u>an</u> orange pen		3. <u>some</u> pencils	
4. <u>an</u> English book		5. <u>a</u> dictionary		6. <u>some</u> chairs	
7. <u>some</u> students		8. <u>a</u> desk		9. <u>a</u> teacher	

Study Tip
You can focus on colours to understand grammar.



Way to go Student Book 6, page 15, exercise 5

module 1 // Unit 1

5. **Read** » Read and tick (✓) the items mentioned in the text.

Hi! My name's Yang Diya. I'm a student in 6th grade at a public school in Shanghai. Look! This is a picture of my classroom. I see some chairs. That's my teacher. This is my desk. On the desk, there's a pencil, my bag, an English book and a dictionary.

- a clock
- some chairs
- some desks
- a teacher
- a bag
- some students
- some pens
- a pencil
- some paper
- a dictionary
- an English book

6. **Write** »

Write about your classroom.

Look! This is a picture of my classroom. I see some _____. That's my _____. This is my _____. On the _____ there's a _____, a _____, a _____ and a _____.

Study Tip
You can use models to write texts in English.

21st Century Skills
• Communicating

It's important to communicate with your classmates and your teacher. Do you say hello and goodbye to them?

7. **Listen** » Listen and match.

- Bye
- See
- Good
- Take
- care!
- bye!
- you!
- bye!

15

