



“BEYOND THE CLASSROOM” ENGLISH SELF-STUDY GUIDE

School _____

City _____

Teacher's name _____

Student's name _____

Grade

6th

Level

A1

ORIENTACIONES PARA LOS PADRES DE FAMILIA

Estimados padres de familia y/o acudientes:

Continuamos nuestra labor y apreciamos su compromiso, su excelente actitud y trabajo en equipo en beneficio de nuestros estudiantes. El diseño de esta guía está basado en el libro English, Please! Fast Track Student book 9, Modulo 1 Unidad 3 Lección 7 page 34 Ejercicio 6, 7, 8, 9, 10., para el desarrollo de esta su hijo(a) realizará las siguientes actividades en un tiempo estimado de una hora y treinta minutos:

- Actividad 1 (Vocabulario) Para reconocer palabras claves que serán utilizadas en diferentes momentos de esta guía y relacionadas con los objetos del salón de clases.
- Actividad 2 (Lectura) Realizará un proceso de comprensión de lectura de texto en inglés sobre un día en el colegio para dibujar lo que se describe sobre la maleta escolar y sus útiles que hay en ella, lo mismo que del salón de clases.
- Actividad 3 (Lenguaje) Observará oraciones y resolverá ejercicios que le permitirán descubrir el uso de A/An de acuerdo si la inicial del sustantivo es una vocal o es una consonante.
- Actividad 4 (Escritura) Su hijo (a) deberá hacer una descripción sobre su lugar de estudio en casa, luego tomar una fotografía del lugar o dibujarlo. Para facilitar su trabajo debe seguir las orientaciones, (a, b, c) escritas en inglés, que se refieren al tamaño del espacio, su nivel de claridad, si se destina a otro uso y los objetos que se hallan en ese lugar entre otras que ayuden a su descripción.

La guía también cuenta con ejemplos de las actividades, resaltados con marrón, y un cuadro con las respuestas correctas y recursos adicionales de apoyo. Agradecemos su colaboración, supervisando que su hijo(a) complete las actividades indicadas. Al final ustedes encontrarán una serie de preguntas de verificación de lo que su hijo(a) aprendió mediante el desarrollo de esta guía.

WELCOME TO THIS SELF-STUDY GUIDE

This English self-study guide helps you learn vocabulary about School life and people developed in our community. An academic activity proposed in the guide is connected in English Please student book 9, Module 1 Unit 3 Lesson 7 page 34 Exercise 6, 7, 8, 9, 10. It starts with some vocabulary activity. Then, you have to complete some statements using the previous vocabulary; you also have to complete a reading using the words given in it. On the other hand, you have to write a paragraph about ecotourism activities but you can use the previous paragraph as a model of yours. Finally, you have to answer some questions according to the reading given above them.

Topic	Skill(s)	Grammar	Vocabulary	Function(s)
School life and people	Reading and writing	The article a/an	Names of the classroom objects and school timetable.	Describe his/her school environment.



GET READY

Study time needed:
1,5 hour

Resources:
English dictionary, notebook, PDF file of English Please student book 9th

Textbooks Links:
- *English Please student book 9th*
<http://aprende.colombiaaprende.edu.co/es/nod/e/94010>

LEARNING OBJECTIVES

What will you learn/practice/reinforce with these activities?

- To practice writing using vocabulary related to school life, classroom objects and people
- To identify the indefinite article in short texts related to classroom objects and people in the school.
- To write simple text about school life, classroom objects and people.

LEARNING STRATEGIES

What can you do to achieve the objectives?

- Read the instructions for each task.
- Look at the examples given. They are highlighted in yellow.
- Use a free dictionary app to listen to the pronunciation of new vocabulary.
- Repeat the pronunciation of the words a few times. It can help you feel more comfortable to use them.
- Use the dictionary only if absolutely necessary. Use your prior knowledge and try to infer the meaning. You should not translate word by word.
- Write on your notebook any "new" learning words discovered.

ACTIVITIES

1.VOCABULARY TASKS (10 minutes)

a. Write the names of the classroom objects.





b. Classify the vocabulary according to its use.

scissors sharpener	pencil desk	book scalpel	color pencils magazine	paper sheet pen	paint
-----------------------	----------------	-----------------	---------------------------	--------------------	-------

To write	To cut	To read	To color	To draw

2. READING TASKS (20 minutes)

a. Read the text and draw your school bag and your classroom.

An ordinary day at school

My name is Fernanda, I'm in seventh grade; I get to school driving a motorcycle, today is an ordinary day at my school, we always start class at 7:30 am.

I have a blue school bag. I have a notebook, an English book, a pen, a ruler, an English dictionary, an eraser, a pencil and color pencils in my school bag.

My classroom is big and has a white board; we are twenty-two students; I have an individual blue desk. My teacher is a good person, his name is Camilo, and he has a desk and a chair. When my teacher starts the class, he tells us to be quiet, while he speaks and explains the topic and activities that we have to do.

I love my school. There are nine classrooms, a library, a computer room and a large playground; also there is a principal and secretary office.

b. Read the sentences and circle T (true) or F (false)

- | | | |
|---|---|---|
| 1. I get at school driving a motorcycle. | T | F |
| 2. I have a green school bag. | T | F |
| 3. There is a notebook, an English book, and other ten school objects more in my school bag. | T | F |
| 4. My classroom is very small and has a white board. | T | F |
| 5. In my school there are nine classrooms, a library, a computer room and a large playground. | T | F |

3. LANGUAGE TASK (20 minutes)

a. Look at this sentence and choose the correct option to complete the statements 1- 4.

I have an eraser, a pencil and coloring pens in in my school bag

1. We use a - an to refer to **singular / plural** objects.
2. When the object (noun) starts with a vowel (**a, e, i, o, u**) you use **a / an**
3. When the object (noun) starts with a consonant (**b, c, n, t, etc.**) we you use **a / an**
4. We **use / don't use a-an** with plural objects.

Let's practice:

b. Fill in the gaps using a/an.

1. I have _____ notebook and _____ English book, in my school bag
2. There are _____ folder and _____ sketchpad on my desk.
3. In my school bag there is _____ English dictionary,
4. I have _____ ruler, _____ pencil, and _____ eraser in my pencil case.

c. Find the mistakes and correct the sentences.

Example: I need *new schoolbag. Correct: I need a new schoolbag.

1. In my bag I have a scissors, an pencil and a eraser. _____
2. For my Math lesson, I need an calculator, a pencil and ruler. _____
3. In PE, I use ball and an racket. _____
4. I need a markers for my posters. _____

4. WRITING / SPEAKING TASKS (20 minutes)




Describing my home study place.

- a) Include a short description of the place: it's wide, narrow, clear, dark, etc.
- b) Is it intended for other uses such as living room, dining room, or bedroom?
- c) What school objects are in it?
Your books / Your school bag/ Some school supplies / A desk/ A chair / etc.
- d) Draw your home study place.
- e) Then take a picture and send it to your teacher by WhatsApp.





SELF-ASSESSMENT TASKS (10 minutes)

I finished this self-study guide! Now I can...	Great 	Good 	I need more practice 
Identify new vocabulary about environment school and classroom objects and use it for descriptions.			
Understand a text and answer questions about my school environment.			
Use a/an with objects (nouns) appropriately.			

THIS IS THE END



Congratulations dear student for the great job you did in this learning guide. We'll have more opportunities to continue having fun learning English!

USEFUL RESOURCES

School things

<https://learnenglishkids.britishcouncil.org/word-games/school-things-1>

Classroom actions

<https://learnenglishkids.britishcouncil.org/word-games/classroom-actions-1>

Articles: A / AN

<https://learnenglishkids.britishcouncil.org/grammar-practice/articles>

Suggested dictionary: <https://www.lexico.com/es>



ANSWER KEY	
Activity 1. Vocabulary Tasks.	a. Calculator, Notebook, Eraser, Pen, School bag, Sharpener, Desk. To Write: Pen, pencil. To Cut: Scissors, scalpel. To read: Book, magazine. To Color: Color pencil, tempera. To draw: Paper sheet, desk.
Activity 2. Reading tasks.	b) 1 <u>I</u> , 2 <u>E</u> , 3 <u>E</u> , 4 <u>E</u> , 5 <u>I</u> .
Activity 3. Language Tasks.	A/An is used before single nouns. Use 'A' if the noun begins with a consonant. Ex: a pen. Use 'An' if the noun begins with a vocal. Ex: an eraser.
Activity 4. Writing Tasks.	Ex: My study place in my home is wide and clear, it's located in the dining room, I have placed a small table there where I place the books and supplies that I need every day, such as the workshops that I have to develop, a pencil, a pen, an English dictionary and a Spanish dictionary among others.

ORIENTACIONES FINALES PARA LOS PADRES DE FAMILIA

Señor padre de familia, como docentes agradecemos su formalidad en acompañarnos en el proceso académico de su hijo(a). Recuerde que es indispensable que se lleve continuidad en el seguimiento y/o revisión del trabajo que su hijo(a) está llevando a cabo.

De manera respetuosa le solicitamos realizar las siguientes preguntas a su hijo (a) con el fin de verificar aprendizajes y tener en cuenta su valiosa opinión.

- ¿Qué te gustó de la guía?
- ¿Qué ayuda te fue necesaria para realizar la guía?
- ¿Pudiste conseguir los materiales para el desarrollo de la guía con facilidad?
- ¿En qué aspectos de la guía consideras que necesitas refuerzo?

Si se presenta algún inconveniente o inquietud durante el desarrollo de la guía o en el envío de esta, no dude en comunicarse con el docente y juntos hallaremos una solución.

AUTHOR(S)

Name	Camilo Ardila Ramos
Email	Camiloardila1208@gmail.com
School	Don Quijote