

**"BEYOND THE CLASSROOM"  
ENGLISH SELF-STUDY GUIDE**

**School**

**City**

**Teacher's name**

**Student's name**

**Grade**

6

**Level**

A1

**ORIENTACIONES PARA LOS PADRES DE FAMILIA**

Señores padres de familia, su apoyo sigue siendo pieza fundamental en el aprendizaje de sus hijos, especialmente en este momento. Esta guía de trabajo en casa tiene como objetivo practicar y desarrollar las habilidades de los estudiantes en el idioma inglés, que les permitan expresar sus actividades diarias y las actividades que hacen en el momento.

Para el desarrollo de las tres actividades que componen esta guía su hijo/a empleará aproximadamente una hora. Aquí hay una descripción de cada actividad.

I. **VOCABULARY TASK** (25 minutos).

Esta actividad tiene dos partes: a) es una actividad de vocabulario donde se debe escoger la acción correspondiente a cada imagen que se ve en el recuadro.

II. **LANGUAGE FOCUS** (45 minutos).

Esta actividad contiene 4 puntos. Los tres primeros puntos es de escuchar pero ahí están las lecturas. Más abajo pueden encontrar el enlace para ver el libro y descargar los audios. También, le pueden pedir al profesor que les envíe el audio por Whatsapp. La actividad A es solo escuchar y leer y la actividad B se trata de practicar la lectura y grabar la voz del estudiante leyendo este texto con buena pronunciación, para ello debe pedirle ayuda al profesor hasta que lo haga bien y enviarle la lectura final en nota de voz al whatsapp del profesor. La actividad C solo se trata de escuchar y leer las acciones y, luego, deben asociar estas acciones con las imágenes correspondientes. La actividad D contiene 5 puntos que hacen parte del noticing approach o el enfoque de notar o descubrir. Deben poner cuidado a cada instrucción para que puedan sacar la respuesta de los dos textos tanto del texto de Adriana como el de las imágenes.

III. **SKILLS TASKS** (45 minutos)

1. Solo deben leer las actividades que hace la niña cada día y mirar las estructuras de las frases.

2. Aquí solo hay que decir si las frases que reescribí son verdaderas o falsas. Deben comparar las frases de arriba con las del ejercicio para ver si dicen lo mismo o puede que sean parcialmente verdaderas, lo cual sería falso.

3. Deben escribir un texto parecido al de la lectura anterior usando presente simple y presente continuo.

4. Ese texto anterior, lo deben practicar, leer varias veces y, luego, el estudiante enviar un audio de whatsapp con su propia voz, con la lectura de este texto.



## WELCOME TO THIS SELF-STUDY GUIDE

This English self-study guide helps you to know how to talk about activities that are happening at the moment. All the activities are related to the topic of skills and abilities presented in the Way to go 6, Module 3 Unit 1 Lesson 1. It starts with some vocabulary about positive and negative adjectives to describe personal qualities and three reading comprehension activities. Then, two noticing and practising grammar activities. Finally, in the assessment task there is a self-assessment activity in which the student can check what he/she has learnt so far.

Topic	Skill(s)	Grammar	Vocabulary	Function(s)
<b>Daily routines and indoor/outdoor activities</b>	Listening Reading Writing Speaking	ING form-present continuous	Daily routines and activities at the moment-indoor/outdoor activities	Telling what people are doing at the moment

## GET READY

<b>Study time needed:</b>  <b>1 hour</b>	<b>Resources:</b> <i>Notebook, pen, dictionary, Way to Go 6 Student Book pages 64, 74, 114.</i>	<b>Textbooks Links:</b> - <a href="https://drive.google.com/file/d/1sroHuDVqB3YpL6ztL5hn3ViweAmR5oc6/view">https://drive.google.com/file/d/1sroHuDVqB3YpL6ztL5hn3ViweAmR5oc6/view</a> - <a href="https://drive.google.com/drive/folders/1oYbqWX1jtimzq6HEurmRi0wum90fe8Q1?usp=sharing">https://drive.google.com/drive/folders/1oYbqWX1jtimzq6HEurmRi0wum90fe8Q1?usp=sharing</a>
--	--	---

## LEARNING OBJECTIVES

*What will you learn/practise/reinforce with these activities?*

- To talk about current situations.
- To practice vocabulary related to free time activities.
- To tell what their relatives are doing nowadays.

## LEARNING STRATEGIES

*What can you do to achieve the objectives?*

- Write in your notebook any "new" words and their meaning in English and an example that will help you to remember and use it in the future.
- Use a free dictionary app to listen to the pronunciation of new vocabulary.
- Use your prior knowledge and try to infer the meaning. You should not translate word by word. Use your dictionary only if absolutely necessary.
- Write the meaning of new words in L1 in the margins of the page.
- Keep a small notebook to record interesting new language.



## ACTIVITIES

### I. VOCABULARY TASK (15 minutes):

a. Look at the chart images, match them with the correct word from the box.

- a. Washing hands
- b. drinking fizzy things
- c. studying in bed
- d. eating fruit and vegetables
- e. staying in all day

- f. using dental floss
- g. swimming
- h. going to bed late
- i. eating hamburgers



Image 1. Taken from page 64 of the textbook Way to go 6.



## II. LANGUAGE FOCUS (30 MINUTES):

1. Listen to the track 37 on page 74 in the Way to Go Student Book 6, then read the text about a Colombian person who is making an important contribution to the world.

Adriana Ocampo's a Colombian scientist. Right now, she's working for NASA on a project to explore Jupiter, a planet in our solar system. She's coordinating the project called 'New Horizons'. In that programme, a spaceship is travelling across the solar system and is going to Jupiter. The ship's collecting rocks and analyzing Jupiter. Adriana's controlling the process and she's making Colombia famous.

2. Practice the reading and when you feel ready, read the text aloud by recording your voice and send the evidence to your teacher through Whatsapp.

Read the text again. Look at the underlined expressions.

1. Write the underlined expressions here:

---

2. These expressions are used to...

a. Describe actions                      b. Describe people                      c. Ask a question

3. We use these expressions to describe activities...

a. You did in the past  
b. You usually do in the present  
c. You are doing at the moment

4. Look the actions in the text and complete:

a. We add \_\_\_\_\_ to the verb.  
b. Before the action, we use verb \_\_\_\_\_

5. Some examples of statements that describe current situations are (select more than one):

a. My mother is washing the dishes now.  
b. My father usually cleans the car on Saturdays.  
c. We are staying home these days.  
d. My best friend will travel to Argentina.  
e. I am learning a lot about free time activities.



### III. SKILL TASKS (40 minutes)

#### Reading Task

1. Read the diary about a teenage girl helping her family. She talks about daily routines and activities at the moment (right now).

**June 20th**  
Dear diary,  
It's fun to be a 6<sup>th</sup> grader while everybody else is working! My mother's a cook and she works in a restaurant. Right now, I'm at the restaurant with her. She's cooking lots of food and I'm helping her to prepare a sauce.

**June 24th**  
Dear diary,  
Today's Wednesday and I'm with my dad. He's a pharmacist and works at a pharmacy in town. Right now, he's talking to a customer. While he's working, I'm doing my homework!

**June 26th**  
Dear diary,  
Today I'm with my sister, Julia. She's a salesperson. She works in a shop. Right now, we're organizing the products in their place.

**June 27th**  
Dear diary,  
Today's Saturday and I'm home while all my family's working. I'm doing my favourite activity in the world! I'm painting!

Image 4.. Taken from page 114 of the same book.


1. Now decide whether the statements below are true or false.

STATEMENT	TRUE	FALSE
1. The girl is in the highest grade of High School.		
2. Right now, she is studying at the School.		
3. Her mom is preparing plenty of food.		
4. The girl is not preparing the sauce.		
5. The girl is talking to her dad at the pharmacy.		
6. Her dad is a doctor.		
7. Her sister is a shop assistant.		
8. Right now, they are selling products.		
9. She loves painting.		
10. All her family is home on Saturday.		



**2. Writing Task.**

**a. Complete the following prompts to talk about activities your relatives are doing at the moment. Look at the example.**






1. It is noon. My family... **is having lunch**
2. It is December 24th. My mother is...
3. It is January 1<sup>st</sup>. My cousins...
4. It is your birthday. You...
- 5.

**b. Record the statements and send them to your teacher via Whatsapp.**

**IV ASSESSMENT TASKS (10 MINUTES)**

**a. Self-assessment**

Ability			
I can identify the present continuous structure.			
I can read a text and differentiate the two types of present: simple and continuous.			
I can write about my daily activities and activities at the moment.			
I can tell what people are doing at the moment.			



## THIS IS THE END

Congratulations!. You are doing a great job. Continue practicing vocabulary about free time activities. You can also practice how to talk about current situations by doing the exercises suggested in the useful resources. Finally, take care of yourself and your family. Stay safe!

## USEFUL RESOURCES

<https://en.islcollective.com/video-lessons/among-us-animation>

<https://learnenglish.britishcouncil.org/english-grammar-reference/present-simple>

<https://learnenglishteens.britishcouncil.org/grammar/beginner-grammar/present-continuous>

<https://learnenglish.britishcouncil.org/english-grammar-reference/ing-forms>

<https://learnenglishkids.britishcouncil.org/grammar-practice/present-simple-and-present-continuous>

<https://www.ego4u.com/en/cram-up/tests/present-progressive-1>

[https://www.englishclub.com/grammar/verb-tenses\\_present-continuous\\_quiz.htm](https://www.englishclub.com/grammar/verb-tenses_present-continuous_quiz.htm)

## ANSWER KEY

### I. VOCABULARY TASK (10 MINUTES):

a. Look at the chart and pick a word from the word box and match them with the corresponding image.

- |                       |                          |                                |
|-----------------------|--------------------------|--------------------------------|
| 1. Swimming           | 2. eating hamburgers     | 3. studying in bed             |
| 4. going to bed late  | 5. using dental floss    | 6. eating fruit and vegetables |
| 7. staying in all day | 8. drinking fizzy things | 9. washing hands               |

### II. LANGUAGE FOCUS (30 MINUTES):

1. she's working / She's coordinating / a spaceship is travelling / is going / The ship's collecting / analyzing / Adriana's controlling / she's making.

2. a    3. C    4. a. -ing / b. to be    5. a, c, e.

### III. SKILLS TASKS (40 minutes)

Decide whether the statements below are true or false.



STATEMENT	TRUE	FALSE
1. The girl is in the highest grade of High School.		X
2. Right now, she is studying at the School.		X
3. Her mom is preparing plenty of food.	X	
4. The girl is not preparing the sauce.		X
5. The girl is talking to her dad at the pharmacy.		X
6. Her dad is a doctor.		X
7. Her sister is a shop assistant.	X	
8. Right now, they are selling products.		X
9. She loves painting.	X	
10. All her family is home on Saturday.		X

### ORIENTACIONES FINALES PARA LOS PADRES DE FAMILIA

Después de terminadas las actividades, usted puede realizar algunas preguntas que nos permitan conocer la pertinencia de las actividades planteadas para esta guía de aprendizaje en casa:

¿Qué actividad desarrolló con más agrado? ¿Por qué?

¿En cuál actividad tuvo más dificultad? ¿Por qué?

¿De qué forma puede aplicar lo aprendido en esta guía?





La educación  
es de todos

Mineducación



### AUTHOR(S)

Name	César Augusto Cristancho Duarte
Email	augustuschristancho@gmail.com
School	Institución Educativa Rural Bosconia