



"BEYOND THE CLASSROOM" ENGLISH SELF-STUDY GUIDE

School _____

City _____

Teacher's name _____

Student's name _____

Grade _____

6

Level _____

A1

ORIENTACIONES PARA LOS PADRES DE FAMILIA

Señores padres de familia, su apoyo sigue siendo pieza fundamental en el aprendizaje de sus hijos, especialmente en este momento. Esta guía de trabajo en casa tiene como objetivo practicar y desarrollar las habilidades de los estudiantes en el idioma inglés, que les permitan hacer recomendaciones para prevenir la Covid 19, así como accidentes escolares.

Para el desarrollo de las tres actividades que componen esta guía su hijo/a empleará aproximadamente dos horas.

- **Actividad 1:** Tiene como fin activar pre saberes y está dividida en dos partes. En la primera se debe hacer una relación entre algunas frases y unas imágenes pertenecientes al vocabulario necesario para alcanzar el objetivo de esta guía. La segunda parte lo que hará el estudiante será completar algunas oraciones con la forma correcta del verbo auxiliar can, el cual fue aprendido previamente.
- **Actividad 2:** También está dividida en dos partes: la primera es un ejercicio de comprensión de lectura en el cual el estudiante después de leer el texto propuesto deberá contestar si los enunciados dados son falsos o verdaderos. La segunda parte es un ejercicio de escritura en el cual se crearán algunas oraciones simples para dar recomendaciones acerca de cómo prevenir el contagio de la Covid-19, así como de accidentes escolares con los modales Can (poder), can't (no poder) y should (debería) o shouldn't (no debería).
- **Actividad 3:** La última actividad consiste en la revisión del progreso del estudiante a través de una pregunta, la cual debe responder según la dificultad que tuvo para desarrollar las tareas planteadas.

WELCOME TO THIS SELF-STUDY GUIDE

This English self-study guide helps you learn vocabulary about safety at the school. All the activities are connected to the reading in Way to Go 6 Student Book pages 56-57. It starts with some vocabulary activities. Then, you have to read a text and select if the statements are true or false according to the text.

Finally, you will write a set of instructions to prevent COVID-19.



Topic	Skill(s)	Grammar	Vocabulary	Function(s)
Safe schools	Reading Writing	Modal verbs Can / Should	Safety	Expressing permissions, restrictions and recommendations

GET READY

Study time needed: 1 hour	Resources: <i>Notebook, dictionary, pen, colours, Way to Go 6 Student Book pages 56-57.</i>	Textbooks Links: - https://drive.google.com/file/d/1sroHuDVqB3YpL6ztL5hn3ViweAmR5oc6/view
--	---	--

LEARNING OBJECTIVES

<p><i>What will you learn/practise/reinforce with these activities?</i></p> <ul style="list-style-type: none"> To express a set of permissions and restrictions at the school related to safety. To practice vocabulary related to safety at the school.
--

LEARNING STRATEGIES









<p><i>What can you do to achieve the objectives?</i></p> <ul style="list-style-type: none"> Write in your notebook any "new" words and their meaning in English and an example that will help you to remember and use it in the future. Use a free dictionary app to listen to the pronunciation of new vocabulary. Use your prior knowledge and try to infer the meaning. You should not translate word by word. Use your dictionary only if absolutely necessary. Write the meaning of new words in L1 in the margins of the page. Keep a small notebook to record interesting new language.



ACTIVITIES

1. VOCABULARY TASK (20 minutes):

- a. Match the images with the corresponding statements. Circle with the same color the matching pairs of the chart. Look at the example.

 <p>1. Jump on stairs</p>	<p>2. You should do this at all times. You can take it off when eating.</p>	 <p>3. Social distancing</p>	<p>4. Cleaning stuff should do this.</p>
<p>5. You should do this in the classroom and in the recess time.</p>	 <p>6. Wear a facemask</p>	<p>7. You shouldn't do this because you can fall down.</p>	 <p>8. Watch your step</p>
 <p>9. Hand wash</p>	<p>10. You should do this to prevent you from falling.</p>	 <p>11. Run in the hallway</p>	<p>12. You can get cut with the grass, if you do this.</p>
<p>13. You can get hurt if you do this.</p>	 <p>14. Play in the bushes</p>	<p>15. You can do this before and after eating and when necessary.</p>	 <p>16. Wear a face shield</p>



b. Read the text and complete it with the correct choice.

There are many useful tips we should consider when we are at the school. People at the school should consider some things about safety. I want to share 10 of them:

1. When the staff do the cleaning, they _____ a face shield
a. can't use b. can use **c. should wear**
2. If you don't wear your facemask, you _____ the coronavirus.
a. Can't get b. can to get c. can get
3. When students are in break time, they _____ on the stairs.
a. can to jump b. can jump c. can't jump
4. When the bell rings, students _____ in the hall.
a. Can to run b. can run c. can't run
5. Before and after eating, you _____ your hands on the sink.
a. can to wash b. should wash c. can watch
6. When you get out of school, you _____ social distance.
a. can't keep b. should keep c. can to keep
7. If you play in the bushes, you _____ yourself.
a. can't hurt b. should hurt c. can hurt
8. When you count money, you _____ some gloves.
a. should wear b. can't wear c. can to wear
9. Before starting the lessons, teachers _____ the classroom.
a. can't prepare b. can prepare c. should prepare
10. Before accessing the school, you _____ a temperature test.
a. can't get b. can to get c. should get

Grammar Tip

Remember that we use...

- **Can** to express permission
- **Should** to express recommendation.

Check what you did in this exercise!



2. SKILLS TASKS (30 minutes) – Reading comprehension-literal comprehension

a. The following text is about coronavirus and accidents that we can prevent at school when reopening the schools. Read the text and then decide if the phrases below are True or False.

TIPS TO STAY SAFE AND HEALTHY

Right now, we are in a health emergency all around the world. The coronavirus is changing everything. We are now in long-term confinement but when coming back to school we should take into account different tips to prevent accidents or coronavirus and stay safe and sound. Read the following recommendations:

- Everybody should wear a face mask
- We should keep a 2-meter social distance to avoid infecting or getting infected by the coronavirus.
- We should get a temperature test at the entrance of all the places.
- You can't run in the hallways and you should watch your steps when the floor is wet to prevent yourself from falling.
- Teachers should prepare the room before starting class and you shouldn't talk too much with your partners.
- In recess time, you should always wash your hands before and after eating.
- You should keep calm and distanced from one another, otherwise you can get the virus.
- You shouldn't play in the bushes, run in the patio or jump in the stairs because you can get hurt on the grass, the floor or the stairs.

I know this is not awesome but we are in the middle of a pandemic and we should take care of ourselves!

STATEMENTS	T	F
1. These tips are only intended for coronavirus prevention.		
2. You can't run in the hallways or watch your steps.		
3. You should keep social distancing and avoid talking to your classmates.		
4. You can get a Covid test at the entrance and the exit.		
5. You can jump and run in the stairs at the end of the day.		






b. Write how we can prevent covid 19 and accidents at school. Use the vocabulary learned in Exercise 1.




Useful vocabulary	1. _____
To prevent..., you should...	2. _____
To stay safe, you can...	3. _____
To avoid accidents, you can't...	4. _____
To avoid risk, you should...	5. _____

3. ASSESSMENT TASKS (10 minutes)

a. Check your progress

ability			
I can identify safety cautions.			
I can read a text and take the main ideas.			
I can write permissions, restrictions and recommendations for safety and health.			

b. Ask one member of your family this survey.

Task			
I can do my homework on time.			
I can look for vocabulary in the dictionary.			
I can do some permissions, restrictions and recommendations on safety cautions on accidents and coronavirus.			



THIS IS THE END

Congratulations, you can do amazing things. Continue practicing the vocabulary about safety, and how to give recommendations in English. You can check the useful resources as well. Finally, take care of yourself with simple but important safety tips.

USEFUL RESOURCES

[https://es.liveworksheets.com/worksheets/en/English as a Second Language \(ESL\)/](https://es.liveworksheets.com/worksheets/en/English+as+a+Second+Language+(ESL)/)

<https://www.kff.org/glossary/covid-19-outbreak-glossary/>

<https://learnenglishkids.britishcouncil.org/grammar-practice/modals-can-and-cant>





https://learnenglishkids.britishcouncil.org/search/apachesolr_search/should

ANSWER KEY

4. VOCABULARY TASK (20 minutes):

- a. Lexical / Pragmatic
- b. Grammatical /Lexical-grammatical

a. Please, relate the images with the corresponding statements. Circle with the same color the matching pairs of the chart.

 1. Jump on stairs	2. You should do this at all times. Only when eating, take it off.	 3. Social distancing	4. Cleaning stuff should do this.
5. You should do this in the classroom and in the recess time.	 6. Wear a facemask	7. You shouldn't do this because you can fall.	 8. Watch your step



9. Hand wash

10. You should do this to prevent you from falling.



11. Run in the hallway


12. You can get cut on the grass, if you do this.

13. You can get hurt on the floor if you do this.



14. Play in the bushes

15. You can do this before and after eating and when necessary.



16. Wear a face shield

b. Read the text and complete it with the correct choice.

There are many useful tips we should consider when we are at the school. People at the school should consider some things about safety. I want to share 10 of them:

- When the staff do the cleaning, they _____ a face shield
a. can't use b. can use **c. should wear**
- If you don't wear your facemask, you _____ the coronavirus.
a. Can't get b. can to get **c. can get**
- When students are in break time, they _____ on the stairs.
a. can to jump b. can jump **c. can't jump**
- When the bell rings, students _____ in the hallway.
a. Can to run b. can run **c. can't run**
- Before and after eating, you _____ your hands on the sink.
a. can to wash **b. should wash** c. can watch
- When you get out of school, you _____ social distance.
a. can't keep **b. should keep** c. can to keep
- If you play in the bushes, you _____ yourself.
a. can't hurt b. should hurt **c. can hurt**
- When you count money, you _____ some gloves.
a. should wear b. can't wear c. can to wear



9. Before starting the lessons, teachers _____ the classroom.

- a. can't prepare
- b. can prepare
- c. should prepare

10. Before accessing the school, you _____ a temperature test.

- a. can't get
- b. can to get
- c. can get

5. SKILLS TASKS (30 minutes) – Reading comprehension

a. The following text is about coronavirus and accidents that we can prevent at school when reopening the schools. Read the text and then decide if the phrases below are True or False.

STATEMENTS	T	F
1. These tips are only intended for coronavirus prevention.		X
2. You can't run in the hallways or watch your steps.		X
3. You should keep social distancing and avoid talking to your classmates.	X	
4. You can get a Covid test at the entrance and the exit.		X
5. You can jump and run in the stairs at the end of the day.		X

b. Write how we can prevent covid 19 and accidents at school. Use the vocabulary learned in Exercise 1. Here, the exercise can have various answers but here are some examples.

Useful vocabulary	
To prevent..., you should...	1. To prevent from the virus, you should wear a face mask.
To stay safe, you can...	2. To stay safe, you can keep social distance.
To avoid accidents, you can't...	3. To avoid accidents, you should keep calm and not run.
To avoid risk, you should...	4. To be safe and sound, you can follow the tips.
	5. To avoid any risk, you should obey the authorities.



ORIENTACIONES FINALES PARA LOS PADRES DE FAMILIA

Después de terminadas las actividades, usted puede realizar algunas preguntas que nos permitan conocer la pertinencia de las actividades planteadas para esta guía de aprendizaje en casa:

¿Qué actividad desarrolló con más agrado? ¿Por qué?

¿En cuál actividad tuvo más dificultad? ¿Por qué?

¿De qué forma puede aplicar lo aprendido en esta guía?

AUTHOR(S)

Name	César Augusto Cristancho Duarte	Cristian André Torres Osma	Cruz Marily Rentería García
Email	augustuschristancho@gmail.com	profecristian47@hotmail.com	marilyrg0108@gmail.com
School	Institución Educativa Rural Bosconia	Institución Educativa Pitiguao	Instituto Agrícola La India