

"BEYOND THE CLASSROOM"

ENGLISH SELF-STUDY GUIDE

School _____

City _____

Teacher's name _____

Student's name _____

Grade _____

6th

Level _____

A1

ORIENTACIONES PARA LOS PADRES DE FAMILIA

Señores padres de familia, continuamos nuestro proceso de trabajo en casa, no sin antes felicitarlos por su gran labor en el acompañamiento y apoyo a sus hijos en la elaboración de las diferentes actividades propuestas en nuestras guías. Esta guía se basa en el Módulo 3, Unidad 1, Lesson 1, página 91 de Way to Go Student's Book y 31 del Workbook; adjuntas al final de este documento. Para el desarrollo de estas actividades el estudiante tendrá un tiempo de 2 horas:

1. VOCABULARIO:

- A. Su hijo debe clasificar las imágenes según corresponda: partes de la casa, muebles, electrodomésticos
- B. Se debe colocar el nombre del objeto al frente de su significado.

2. ESCUCHA:

- A. Se deben responder las preguntas antes de escuchar el audio.
- B. Se debe escuchar el audio y completar el texto con las palabras del cuadro (no se repiten palabras)
- C. Escuchar nuevamente el audio y escribir falso o verdadero según corresponda para cada enunciado.
- D. Para desarrollar esta actividad encontrarán un aviso azul el cual deben leer detenidamente y con ayuda de éste pueden subrayar la opción correcta.
- E. Se debe colorear de rojo el error que encuentra en cada oración y al frente escribirla en forma correcta.

3. HABLA: El estudiante debe practicar en forma oral el uso de las expresiones "there is - there are" siguiendo los ejemplos que encuentran allí.

- A. Su hijo debe desarrollar la actividad 3 de la página 91, como preparación oral a la actividad final
- B. Debe responder a la pregunta de este punto de manera completa, usando las expresiones de descripción y el vocabulario de la guía, para hablar de su propio hogar.
- C. Finalmente, su hijo debe grabar un video con lo preparado en el punto B y donde muestre las partes de su casa y lo que se encuentra allí.

Como de siempre contamos con su colaboración y acompañamiento en este proceso de formación, así como en la formulación de las preguntas que encuentra al final de la guía en la sección ORIENTACIONES FINALES a fin de confirmar los logros obtenidos por su hijo mediante el desarrollo de la presente guía.

WELCOME TO THIS SELF-STUDY GUIDE

With this self-study guide you will learn vocabulary related to parts of the house, furniture, and appliances. Also, you will learn how to describe places in a simple way using the expressions “there is and there are” for singular and plural nouns. Finally, you will talk about your own home in a video presenting the parts of it and what you can find there to practice all that you studied in the previous exercises.

Topic	Skill(s)	Grammar	Vocabulary	Function(s)
This is my house!	Listening, Reading & Speaking	There is & There are	Parts of the house: furniture and appliances	To describe places in a simple way.

GET READY

Study time needed: 2 hours	Resources: English dictionary, notebook, pencil, color pens, phone with camera or video camera, microphone, Way to Go student book and workbook.	Textbooks Links: - <i>Way to Go 6 Student’s book. Module 3 Unite 1, lesson 1, Page 91.</i> - <i>Way to Go 6 Workbook. Module 3 Unite 1, lesson 1, Page 31.</i> http://aprende.colombiaprende.edu.co/es/node/94010h
---	--	--

LEARNING OBJECTIVES

What will you learn/practise/reinforce with these activities?

- To learn some vocabulary about house (rooms and furniture).
- To understand the description of a house in the countryside.
- To talk about your own house in a video, describing what you can find there with the reviewed vocabulary and expressions.

LEARNING STRATEGIES

















What can you do to achieve the objectives?

- Read the instructions carefully and follow them step by step.
- Make a glossary with new words.
- Follow the instructions carefully.
- Use a free dictionary app to listen to the pronunciation of new vocabulary.
- Look at the examples given they have the keywords highlighted.
- Use the dictionary if absolutely necessary

ACTIVITIES

1. VOCABULARY TASKS (30 MINUTES)

- A. Arrange the following objects into the categories: parts of the house, appliances, and furniture. Follow the example in the first row of the table.

PARTS OF THE HOUSE	FURNITURE	APPLIANCES
 BATHROOM	 ARMCHAIR	 TV
 BEDROOM	 TABLE	 CLOSET
 REFRIGERATOR	 STOVE	
 BED	 LIVING ROOM	 WASHING MACHINE
 KITCHEN		
 MICROWAVE OVEN	 DINING ROOM	 COMPUTER
		 GARAGE

- B. Expand your vocabulary! Guess the word. Remember those are furniture and parts of the house.

**DINING ROOM - COMPUTER - KITCHEN - TABLE - BATHROOM - ARMCHAIR -
BEDROOM - STOVE - GARAGE - REFRIGERATOR**

1. A room in the house used for cooking:
_____.
2. A room for personal hygiene activities:
_____.
3. A piece of furniture with a flat top and four legs:
_____.
4. It is comfortable furniture in which people can sit, it has sides to support the arms:
_____.

5. There is an appliance in the kitchen; people use that to cook food.
_____.
6. An appliance which keeps cool and is used to store food and drink:
_____.
7. An electronic machine that people use to work, study, research and communicate with friends and families on internet:
_____.
8. In this place, people keep the cars.
_____.
9. It is a place where the families eat lunch, breakfast and dinner together.
_____.
10. It is a private room, where people usually sleep for the night.
_____.

2. LISTENING TASKS (40 MINUTES)

Recording: <https://bit.ly/3nXtpKq>

A. Before listening. Answer the questions:

- Do you know what quarantine is? _____
- Do you live in a house or in an apartment? _____
- How many rooms are there in your house? _____
- Is there a stove in your kitchen? _____

B. Listen to the recording and fill the gaps with the words from the box.

garage stove living room ~~house~~ kitchen bedrooms

Hi my name's Laura I'm from Tocancipa, but for quarantine I have to move to my grandparents' (0) house in a countryside named Alto Manantial, I like this house because it's pretty big **there are** lots of trees around it. In the house **there is a** big (1) _____ here we have fun with my grandmother because she cooks for us, **there is a** (2) _____, **there is a** microwave oven, in the (3) _____ **there are some** armchairs, and a TV. After class, we watch our favorite TV shows. **There is a** (4) _____. **There are three** (5) _____ and a bathroom. We are happy here; however, I want to go back home with my parents and school with my friends.

C. Listen again to the track and write **true** or **false** in front of the statements, as in the example.

0. Laura is from Tocancipa true
1. In Laura's grandparents' house there are two bedrooms _____
2. Laura is living in a countryside _____
3. In the kitchen there is an oven _____
4. After class Laura watches TV during the classes _____
5. Laura likes the house because it's small _____

D. Look at the expressions in color **BLUE** and **GREEN** in the transcription of the audio. Choose the correct answer:

1. The expression "there is" refers to:
 A. singular noun. B. a plural noun c. a verb
2. The expression "there are" refers to:
 Plural names b. Singular names c. none

E. Underline the mistakes with a red color. Then correct the sentence.

- a. There **are** a stove _____ **There is a stove** _____
- b. There is three armchairs _____
- c. There are two table _____
- d. There is a beds _____
- e. There is two garage _____
- f. There are a bedroom _____

HELPFUL TIPS

"There is" is used with singular nouns.

"There are" is used with plural nouns.

3. SPEAKING TASK (40 MINUTES)

- A. Open your "Way to Go 6", student's book. Module 3 Unite 1, lesson 1, Page 91. Have a look at the image in exercise 3 and the corresponding questions. Then, complete exercise 4 alone or with a classmate you can contact. Complete these activities orally as a preparation.
- B. Prepare yourself to talk about your house and give details of it as in the following example:
Where can you find this furniture at your home?
I can find the table in the dining room. In my dining room, there are 4 chairs and a carpet.
- C. Record your answer in a video, show your home and the furniture in it. Share your description in an oral way in the video. You can use the previous audio in exercise 2 as a model.

4. SELF-ASSESSMENT TASK (10 minutes)

Evaluate your work. Cross the option that best describes how you feel after finishing your work.

ASPECT	Great	Good	I need more practice
I can use the vocabulary of parts of the house and furniture in simple sentences.			
I can use there is and there are to describe places in and what we can find there in a simple way.			

THIS IS THE END

Gratz! You have done excellent work! Now you have finished this self-study guide, you have enough knowledge to talk about parts of the house and to describe your own. Keep going!

USEFUL RESOURCES

Cambridge Dictionary English-Spanish

<https://dictionary.cambridge.org/dictionary/spanish-english/>

Contenidos Colombia Aprende - Programa Nacional de Bilingüismo

<https://contenidos.colombiaaprende.edu.co/programa-nacional-de-bilinguismo>

There is - there are - British Council

<https://learnenglishteens.britishcouncil.org/grammar/beginner-grammar/there-there-are-it>

Practica Vocabulario de la Casa - British Council

<https://learnenglishteens.britishcouncil.org/vocabulary/beginner-vocabulary/home>

ANSWER KEY

Activity 1a.

Parts of the house: Bathroom, Bedroom, Livingroom, Kitchen Dining Room.

Furniture: Armchair, Table, Closet, Bed, Door.

Appliances: Tv, Refrigerator, Washing Machine, Microwave Oven, Computer.

Activity 1 B: 1 Kitchen, 2 Bathroom, 3 Table, 4 Armchair, 5 Stove, 6 Refrigerator. 7 Computer, Garage, 9 Dining Room, Bedroom.

Activity 2: A: N/A

Activity 2B: 1 kitchen, 2 stove, 3 living room, 4 garage, 5 bedrooms

Activity 2C: 2: False 3: True 4: True 5: False 5: False

Activity 2D: 1. A, 2.A

Activity 2E: B. There are three armchairs, C. There are two tables, D. There is a bed, E. There is a garage, F. There is a bedroom.


ORIENTACIONES FINALES PARA LOS PADRES DE FAMILIA

Estimado Padre de familia. Después que su hijo(a) ha hecho todas las actividades, es bueno que revise el proceso de aprendizaje de su hijo(a); así que le recomendamos hacer las siguientes preguntas acerca del todo el trabajo realizado:

1. ¿Cuál fue la actividad que te pareció más compleja /más te gustó? ¿Por qué?
2. ¿Identificas las partes de la casa y los muebles en tu propia casa usando el vocabulario en inglés que aprendiste?
3. ¿Te pareció muy extensa la guía y el tiempo fue suficiente?
4. ¿USEFUL RESOURCES sí fueron realmente útiles en el desarrollo de la guía?

AUTHOR(S)			
Name	Flor Esmila Pérez B.	Edna Mireya Martinez	Gustavo Buitrago Torres
Email	floresmilaperez@hotmail.com	yeyis101969@hotmail.com	gbuitragot@gmail.com
School	Técnico Comercial Tocancipa	I.E.D Tecnico Comercial	IED Técnico Comercial Tocancipá

module 3 // Unit 1

3.  **Write** ✎ Look at the house plan and answer the questions.

- How many bedrooms are there?
- How many bathrooms are there?
- Is there a garden?
- Is there a living room?




4.  **Speak** ✎ In pairs, look at the house furniture and ask and answer questions about where you can find them.

				
table	desk	sofa	shower	bed
				
refrigerator	cooker	washing machine	wardrobe	toilet



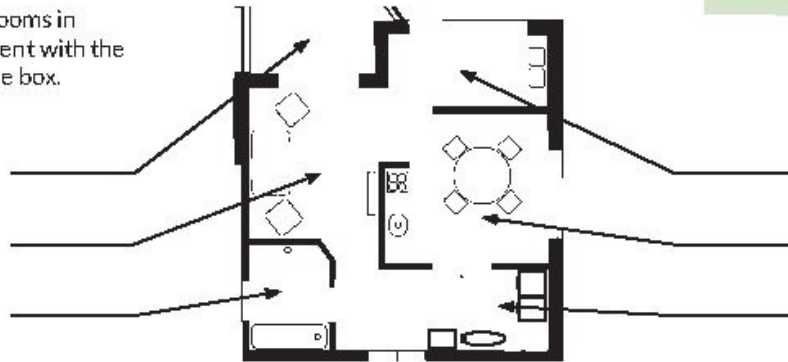
Unit »1

Eco-Friendly Home

Lesson 1 » This Is My Home!

balcony
bathroom
bedroom
kitchen
laundry room
living room

1. Label the rooms in the apartment with the words in the box.



2. Answer the questions about the apartment plan in exercise 1.

1. How many bedrooms are there?

2. Is there a laundry room?

3. Are there two bathrooms?

4. Is there a desk in the bedroom?

3. Write questions for the answers.

1. *Is there a sofa?*

Yes, there's one in the living room.

2. *How many wardrobes are there?*

There are no wardrobes in this apartment.

3. _____

Yes, there's a shower in the bathroom.

4. _____

There's one TV. It's in the living room.

5. _____

Yes there's a table in the kitchen.

4. Make sentences to describe where we do the activities in brackets.

1. (park the car) *People park the car in the garage.*

2. (eat) _____

3. (sleep) _____

4. (sit and talk) _____

5. (cook) _____

6. (bathe) _____