



"BEYOND THE CLASSROOM" ENGLISH SELF-STUDY GUIDE

School _____

City _____

Teacher's name _____

Student's name _____

Grade _____

6

Level _____

A1

ORIENTACIONES PARA LOS PADRES DE FAMILIA

Estimados padres, esta guía educativa busca orientar actividades de la asignatura de inglés para el trabajo que se va a desarrollar en casa con el fin de potenciar habilidades comunicativas en lengua extranjera, específicamente en la *adquisición y refuerzo de vocabulario de los miembros de la familia y los posesivos a través de oraciones que manejan la estructura gramatical del verbo To Be*. Además se trabajará la comprensión de lectura con actividades sencillas y prácticas que encontrarán en la página 32 del libro del estudiante "Way To Go 6" y que se han planeado para que se desarrollen en un lapso de tiempo de una hora. De igual manera el libro se encuentra disponible en la plataforma de Colombia aprende.

- La actividad 1a: colocar la palabra que corresponde según la imagen.
- La actividad 1b: completar con la palabra de los miembros de la familia que corresponde.
- La actividad 1c: encerrar la palabra que corresponde de acuerdo con la imagen que se muestra tomando como base la estructura del verbo To Be.
- La actividad 2a: leer las descripciones y unir con la imagen que corresponde.
- La actividad 2b: observar una imagen y crear oraciones a partir de la información dada en los recuadros.
- La actividad 2c: elaborar el árbol genealógico con los miembros de su familia y describirlo de manera escrita.

Al finalizar la guía se podrán encontrar recursos adicionales para seguir practicando, ejemplos y las respuestas correctas de cada actividad. Es muy importante acompañar a su hijo(a) en el desarrollo de la guía y al terminar la misma se pide responder unas preguntas relacionadas con lo aprendido haciendo una pequeña autoevaluación.

WELCOME TO THIS SELF-STUDY GUIDE

This English self-study guide will help you to practice vocabulary related with family members and physical appearance using well-structured sentences with the Verb to Be; in addition, this knowledge will be put into practice in a simple reading, with a specific context. These activities can be found in the book Way to go 6, Unit 3 Lesson 1, page 32. This will begin with a vocabulary review activity about family and possessives, then you have to do a short reading handling the same vocabulary and the grammatical structure of the To Be verb.



Topic	Skill(s)	Grammar	Vocabulary	Function(s)
My family	Reading & Writing	Verb to be Possessives	Family members	Write about your family members using the correct expressions.

GET READY

Study time needed: 1 hour	Resources: Way to go & Student book, pdf file of Way to go 6, sheet of paper, English dictionary, colors, notebook.	Textbooks Links: - <i>Way to go 6th, Module 1, Lesson 1, page 30, 31 and 32.</i> https://drive.google.com/file/d/1sroHuDVqB3YpL6ztL5hn3ViweAmR5oc6/view?usp=sharing
------------------------------------------------	-------------------------------------------------------------------------------------------------------------------------------	-----------------------------------------------------------------------------------------------------------------------------------------------------------------------------------------------------------------------------------------------------------------------------------

LEARNING OBJECTIVES

What will you learn/practise/reinforce with these activities?

- To practice vocabulary related to family members.
- To write short sentences about your family members.

LEARNING STRATEGIES

What can you do to achieve the objectives?

- Use a free dictionary app to listen to the pronunciation of new vocabulary.
- Infer the meaning of different words and analyze it in context in a short written description.

ACTIVITIES

1. LANGUAGE TASKS (30 minutes)

- a. Write the word in the correct box. Imagine their names and write them in the blank.

Father
Mother
Brother
Sister













b. Complete the sentences using the following words

niece	uncle	cousins	nephew
grandfather	parents	grandmother	aunt

- A. Your mum and dad are also called your _____.
- B. Your mum's father is your _____.
- C. Your mum or dad's sister is your _____.
- D. Your brother or sister's son is your _____.
- E. Your dad's mother is your _____.
- F. Your mum or dad's brother's is your _____.
- G. Your brothers or sister's daughter is your _____.
- H. Your aunt and uncle's children are your _____.

c. Circle the correct answer.





I _____ a father	You _____ a brother	He _____ a brother	She _____ a sister.
			
am is are	am is are	am is are	am is are

It _____ a dog.	We _____ his parents.	You _____ siblings.	They _____ a family.
			
am is are	am is are	am is are	am is Are




2. SKILLS TASKS (30 minutes)

a. Read the descriptions and number the pictures.

			
<p>1. John is a secondary school student. He is twelve years old. His hobby is exploring the nature. He is my son.</p>	<p>2. Jason is a young boy. He is twelve years old. He is in the park. His hobby is playing baseball. He is my brother.</p>	<p>3. George is forty years old. He is the father of the two boys. He is in the supermarket and he is my father.</p>	<p>4. Steven is sixty years old. He is short and fat. He likes to be in the garden with the dog. And he is my grandfather.</p>

b. Write short sentences in your notebook (as in the examples) about this family using the information:

- Angelino (dad)
- 50 years old
- play chess



- Manuel (brother)
- 25 years old
- play soccer

- Romina (mum)
- 45 years old
- read books

- Cristina (sister)
- 16 years old
- play video games

- Oriana (daughter)
- 15 years old
- running

Example 1

Oriana's father is Angelino. **He's** 50 years old. **His** hobby is ...

Her brother and sister are ... They're...and...years old. **Their** hobby ...




Example 2



- c. Draw your family tree and write your relative's names. Using the vocabulary and structures worked before, write some sentences to describe your own family.

3. ASSESSMENT TASKS (10 minutes)

According to your work in this guide, answer sincerely this chart:

Check your progress				Discuss with your parents, then answer the questions below
	Excellent	Good	With difficulty	
I can identify family members' vocabulary.				Write here some words you have learnt. _____ _____
I can use the To Be verb in sentences using family members' vocabulary.				What keywords did I use to write the sentences? _____ _____

THIS IS THE END

Congratulations, you have done an excellent job. Now you can practice the vocabulary of family members through reading and building simple sentences with the verb To Be and possessives. If you set your mind to it, you can fly very high.



USEFUL RESOURCES

1. Practice the vocabulary:

<https://agendaweb.org/exercises/vocabulary/family/family-match-2>
<https://agendaweb.org/exercises/vocabulary/family/family-match>
<http://enjoyenglish.free.fr/english/primaire/concentration/family/family.htm>
<https://learningapps.org/337180>

2. Improve your grammar:

<https://learnenglish.britishcouncil.org/english-grammar-reference/the-verb-be>
<https://www.really-learn-english.com/the-verb-to-be-forms-examples-grammar-exercises.htm>
<https://dictionary.cambridge.org/dictionary/english/>

ANSWER KEY

1A. Father, brother, mother, sister (from left to right)

**1B. a. Parents b. Grandmother c. Aunt d. Uncle. e. Grandfather f. Niece g. Nephew
h. Cousins.**

1C. 1 I am 2. You are 3. He is 4. She is 5. It is 6. We are 7. You are 8. They are

2A

1 Image 4

2 Image 3

3 Image 2

4 Image 1

2B answers may vary

ORIENTACIONES FINALES PARA LOS PADRES DE FAMILIA

Luego de realizar esta guía la idea es que se refuerce el vocabulario de los miembros de la familia y Verbo To Be, puede preguntarle acerca del vocabulario para que lo practiquen en familia y repasar con los puntos A, B y C de la guía. Además se pueden apoyar en los links que se encuentran en la parte superior para afianzar el vocabulario y estructura trabajada en la guía. Pídale a su hijo(a) que le muestre su "Family tree" y enuncie los miembros que aparecen allí en inglés.

¡El trabajo en familia es significativo y muy constructivo, gracias por apoyar este proceso!

*Tú no eliges a tu familia. Ellos son un regalo de Dios para ti, como tú lo eres para ellos.
(Desmond Tutu)*

*You don't choose your family. They are a gift from God to you, as you are to them.
(Desmond Tutu)*



La educación
es de todos

Mineducación



AUTHOR(S)			
Name	Idalith Abondano Rodríguez	Sandra Milena Guerrero Pulido	Juan Carlos Prieto Bilbao
Email	idalith.abondano80@gmail.com	esaguerrera@hotmail.com	juanc_prieto@yahoo.com
School	I.E.D Escuela Normal Superior de San Bernardo	Escuela Normal Superior de Ubaté	IED El Volcán