

**"BEYOND THE CLASSROOM"
ENGLISH SELF-STUDY GUIDE**

School _____ **City** _____

Teacher's name _____

Student's name _____

Grade _____ **6th** _____ **Level** _____ **A1** _____

ORIENTACIONES PARA LOS PADRES DE FAMILIA

Esta guía de aprendizaje de inglés para el trabajo en casa se preparó con el fin de ayudar a su hijo o hija a repasar vocabulario sobre miembros de la familia y a identificar los pronombres posesivos. Su hijo (a) deberá dedicar una hora para desarrollar toda la guía. El trabajo aquí descrito se relaciona con la página 31 del libro del estudiante Way to Go 6, que está disponible en la plataforma Colombia Aprende. También se adjuntó el ejercicio del libro dentro de la guía para quienes no tienen acceso a internet.

- La actividad 1 son dos ejercicios de práctica del vocabulario en inglés sobre miembros de la familia.
- La actividad 2 invita a identificar las palabras presentadas en un texto y ponerlas en práctica en los ejercicios presentados.
- La actividad 3 se trata de escribir de forma sencilla la descripción de su propia familia.
- Por último, la actividad 4 es para que su hijo(a) autoevalúe lo aprendido.

Además, se ofrecen ejemplos de las actividades, las respuestas correctas y recursos adicionales de apoyo. Agradecemos su colaboración supervisando que su hijo(a) complete las actividades indicadas. Al final, ustedes encontrarán una serie de preguntas de verificación de lo que su hijo(a) aprendió mediante el desarrollo de esta guía.

WELCOME TO THIS SELF-STUDY GUIDE

This English self-study guide helps you to identify family members and possessive pronouns. All the activities are related to this topic presented in Way to Go Student Book 6 Module 1 Unit 3 Lesson 1. It starts with some vocabulary revision activities. Then, you have to answer some questions about a reading related to a family description from our country and end up writing the description of your own family.

Topic	Skill(s)	Grammar	Vocabulary	Function(s)
My Family	Reading and Writing	Possessive adjectives	Family members	Describe your family



GET READY

Study time needed:
1 hour

Resources:
Computer, dictionary, pencil, mobile phone with video camera.

Textbooks Links:
Way to go 6. Modulo 1 Unit 3 Lesson.
My people page 31
[WTG SB 6.pdf](#)

LEARNING OBJECTIVES

What will you learn/practise/reinforce with these activities?

- To practise vocabulary about family members.
- To use possessive pronouns.
- To identify family members and possessive pronouns in a text.
- To describe my family in a short paragraph.

LEARNING STRATEGIES

What can you do to achieve the objectives?

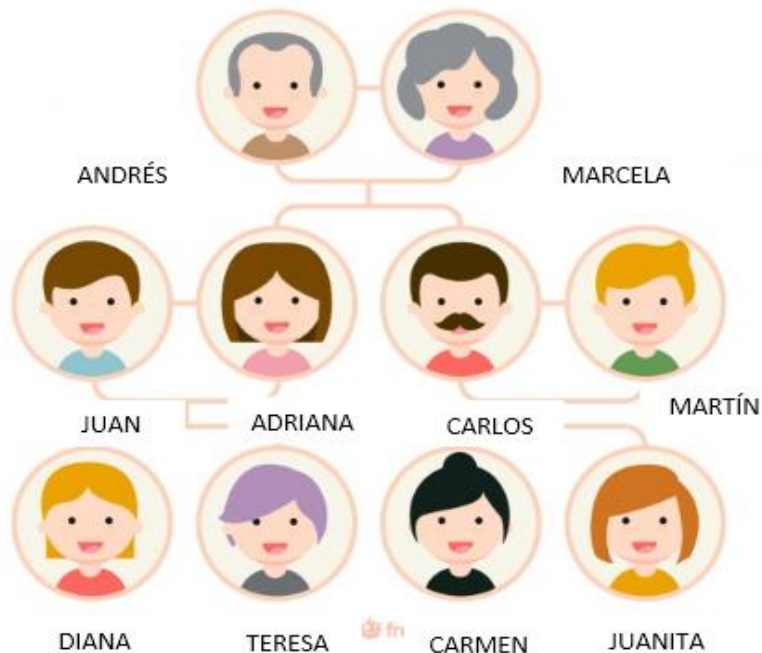
- Use your knowledge to match pictures and concepts.
- Write down important words and concepts in your notebook.
- Apply the rules learned from previous exercises.

ACTIVITIES

1. ENGAGE (10 minutes)

1.1. Vocabulary

1.1.1. Look at the family tree and select the correct words for each picture. Follow the example given.





Use your knowledge to match pictures and concepts.

Mother - grandfather - aunt - cousins - father - daughter - grandmother - brother - sister - uncle - son - siblings - niece



1. Mother



2. _____



3. _____



3*

4. _____



5. _____



6. _____



7. _____



8. _____




9. _____



10. _____



11. _____



12. _____



13. _____





1.1.2. Look at the Family tree and match the correct answer. Follow the example given.



4*

Write down important words and concepts in your notebook.

- | | |
|---|----------------|
| 1. Adriana is Carmen and Diana 's ____a____ | a. Mother |
| 2. Diana is Teresa's _____ | b. Grandmother |
| 3. Carlos is Teresa 's _____ | c. sister |
| 4. Carmen is Diana 's _____ | d. Aunt |
| 5. Marcela is Juanita 's _____ | e. Cousin |
| 6. Adriana is Carmen 's _____ | f. Uncle |
| 7. Andrés is Juanita 's _____ | g. sister |
| 8. Carmen is Juanita 's _____ | h. Grandfather |
| 9. Carlos is Andrés 's _____ | i. Son |
| 10. Adriana is Marcela 's _____ | j. Father |
| 11. Carlos is Andrés 's _____ | k. Daughter |
| 12. Adriana and Carlos are _____ | l. Niece |
| 13. Teresa is Martin 's _____ | n. Siblings |

STUDY (10 minutes)

2.1. Reading

2.1.1 Maya's from Silvia, a little town in the Department of Cauca. Read her information, then answer the questions.



5*

Hi! **My** name's Maya Itimay. I have two sisters. Their names are Yolanda and Morela. Yolanda's 24. **Her** son's Alberto. **His** last name's Camijoi. Morela's 16. **Our** parents are Guambiano people. **Their** names are Lorenzo and Sashkay. This is their picture.

- a. How many siblings does Maya have? _____
- b. How old are her sisters? _____
- c. What indigenous culture is Maya from? _____

2.2. Grammar (10 minutes)

2.2.1. Look at the previous reading and select the correct option:

1. We use **HIS** to refer to:
 - a) girl
 - b) boy
 - c) children
2. We use **HER** to refer to:
 - a) girl
 - b) boy
 - c) children
3. We use **THEIR** to refer to:
 - b) girl
 - b) boy
 - c) Other people
4. We use **MY** to refer to:
 - c) girl
 - b) boy
 - c) me
5. We use **OUR** to refer to:
 - d) girl
 - b) boy
 - c) People and me

2.2.2. Look at the picture and write T (True) or F (False) for each statement:



- a. Is Lorenzo Maya's father? ()
- b. Is Yolanda Alberto's mother? ()
- c. We use **'s** to express possession ()

2.2.3 Read the conversation and choose the correct possessive adjective (1-4) . Follow the example given.

Example.

- a) A. What's your name?
B. (0) **My** name is Carolina.
- b) A. Who is she?
B. She is Luz. She is from Colombia and (1) _____ last name is Montilla.
- c) A. Nice picture!
B. Yes, Jack and Jane are from France. Nicole is (2) _____ mother.
- d) A. What about your family?
B. I have a brother and (3) _____ mother is a doctor.
- e) A. Is he a new student?
B. Yes, He is Carlos and (4) _____ father is a teacher.

- 0. **My** his her our their
- 1. My his her our their
- 2. My his her our their
- 3. My his her our their
- 4. My his her our their

3. PRODUCTION (15 minutes)

3.1. Write a paragraph about your family. Remember to include vocabulary from exercise 1.1 and possessive adjectives my, his, her, their, our. Follow the reading from exercise 2.1.1 as a model.






Apply the rules learned from exercise 2.2.

Picture / Drawing	My Family

4. ASSESSMENT TASK (10 minutes)

Read the statements and check your progress. Then, discuss some questions with your parents.

Check your progress!	 8*	 9*	 10*	Discuss with your parents, then answer the questions below
	Very well	Quite well	With difficulty	
I can identify different family members				How many new words did you learn? _____
I can match the possessive pronouns with the correct subject				What are the personal possessive pronouns according to the subject? _____
I can describe my family in a short paragraph.				How do you describe our family in English? _____

THIS IS THE END

Good job, you can do incredible things. Continue practicing the vocabulary about Family members and possessive pronouns. You can check the useful resources as well.

USEFUL RESOURCES

Online English Spanish dictionary

<https://dictionary.cambridge.org/es/diccionario/ingles-espanol/>

Family vocabulary

<https://learnenglishkids.britishcouncil.org/es/category/topics/family>

<https://agendaweb.org/vocabulary/family-exercises.html>

Possessive adjectives

<http://www.saberingles.com.ar/curso/lesson04/04.html>



ANSWER KEY

1.1.1

1. Mother 2. Uncle 3. Brother 4. Sister 5. Grandfather 6. Father 7. Daughter 8. Aunt
9. Grandmother 10. Son 11. Cousins 12. Niece 13. Siblings

- 1.1.2** 1. A - 2. C - 3. F - 4. E - 5. B - 6. D - 7. H - 8. G - 9. J - 10. K - 11. I - 12. N - 13. L

- 2.1** A. She has two siblings (sisters)
 B. Yolanda's 24 and Morela's 16
 C. Maya is Guambiano's culture

- 2.2.1** 1.B - 2. A - 3. C - 4. C - 5. C

- 2.2.2** a. True b. True c. True

- 2.2.3** 1.her 2. Their 3. Our 4. His

- 3.** Free answer

ORIENTACIONES FINALES PARA LOS PADRES DE FAMILIA

Una vez su hijo o hija haya terminado las actividades de esta guía, por favor hágale las siguientes preguntas que le permiten verificar el proceso de aprendizaje:

- ¿Cuál fue la actividad que más te gustó y cuál fue la actividad que te pareció más difícil?
- Enséñame cómo se dicen en inglés algunos miembros de la familia
- Enséñame cuáles son los pronombres posesivos de acuerdo al sujeto.
- ¿Cuánto tiempo te tomó desarrollar toda la guía?
- ¿Qué recursos utilizaste?

AUTHOR(S)

Name	Luz Miryam Montilla Montaña	Carolina Jaramillo Giraldo	Carolina Triviño Giraldo
Email	luzmiryammontilla@gmail.com	carojg78@gmail.com	ctrivino@empresarial.edu.com
School	Bosques de la Acuarela	Maria Auxiliadora	Empresarial

LINKS OF IMAGENES

1. Image retrieved from

https://www.freepik.es/vector-gratis/arbol-familia-lindo-miembros-sonrientes_1062591.htm#page=1&query=FAMILY%20TREE&position=2 with a free for commercial use license

2. Image retrieved from

https://www.freepik.es/vector-gratis/fondo-trucos-consejos-utiles-rapidos_10317860.htm#page=1&query=quick%20tips&position=22 with a free for commercial use license.

3. Image retrieved from

https://www.freepik.es/vector-gratis/arbol-familia-lindo-miembros-sonrientes_1062591.htm#page=1&query=FAMILY%20TREE&position=2 with a free for commercial use license.

4. Image retrieved from

https://www.freepik.es/vector-gratis/fondo-trucos-consejos-utiles-rapidos_10317860.htm#page=1&query=quick%20tips&position=22 with a free for commercial use license.

5. Ministerio de Educación Nacional (2016). Way to go! 6th Grade. Bogotá D.C. – Colombia. Retrieved from

www.colombiaaprende.edu.co/colombiabilingue.

6. Ministerio de Educación Nacional (2016). Way to go! 6th Grade. Bogotá D.C. – Colombia. Retrieved from

www.colombiaaprende.edu.co/colombiabilingue.

7. Image retrieved from

https://www.freepik.es/vector-gratis/fondo-trucos-consejos-utiles-rapidos_10317860.htm#page=1&query=quick%20tips&position=22 with a free for commercial use license.

8. Image retrieved from <https://pixabay.com/vectors/smiley-face-grin-smile-happy-icon-304270/> with a free for commercial use license.

9. Image retrieved from <https://pixabay.com/vectors/smiley-emoticon-happy-face-icon-1635449/> with a free for commercial use license.

10. Image retrieved from <https://pixabay.com/vectors/smiley-emoticon-undecided-unsure-1635455/> with a free for commercial use license.