

“BEYOND THE CLASSROOM” ENGLISH SELF-STUDY GUIDE

School _____

Teacher's name _____

Student's name _____

Grade

6th

Level

A1

ORIENTACIONES PARA LOS PADRES DE FAMILIA

Esta guía de aprendizaje de inglés para el trabajo en casa se preparó con el fin de ayudar a su hija (o) a repasar vocabulario sobre saludos e información personal. Su hijo(a) deberá dedicar 2 horas para desarrollar toda la guía. El trabajo aquí descrito se relaciona con las páginas 10 y 11 del libro del estudiante Way to Go 6, que está disponible en la plataforma de Colombia Aprende. Se adjuntan las páginas del libro al final de la guía para quienes no tienen acceso a internet.

Vocabulary task

Actividad 1.

- Colorear cada una de las imágenes, después escribir el saludo correspondiente que se encuentra en la parte inferior de las imágenes.
- Completar el crucigrama.
- Escribir las respuestas con letras no números, después descifrar el código secreto y encontrar la oración misteriosa.

Language for introducing yourself

Página 10: libro del estudiante Way to Go 6 ejercicio 1

Actividad 1. Encontrarán la imagen de algunos estudiantes dando un corto saludo, diciendo su nombre y edad. Eso es presentarse a sí mismo.

- Leer atentamente y responder las siguientes preguntas a- e basadas en el ejercicio 1 del libro
 - Escribir una oración donde se presente a sí mismo.

Writing tasks

- Completar las conversaciones A y B, usar las pistas del recuadro y completar con éstas.
- Responder las preguntas acerca de ellos mismos. Hacer un dibujo o pegar una foto de ellos.

Página 11: libro del estudiante Way to Go 6 ejercicio 2



Speaking Task: Solicitar y dar información personal.

- a. Usando como guía la conversación en la imagen, hablar con un compañero y acordar una llamada donde practiquen las preguntas y respuestas de cómo presentarse a sí mismo. También se puede agregar preguntas e información diferente a la de la imagen; después grabar la conversación y enviarla al profesor por whatsapp, o puede llamar y practicar la conversación con su profesor. Igualmente puede practicar con algún miembro de la familia diciéndole cómo contestar, hacer preguntas para presentarse a sí mismo y como pronunciar correctamente.

Además, se ofrecen ejemplos de las actividades, las respuestas correctas y recursos adicionales de apoyo. Agradecemos su colaboración supervisando que su hijo(a) complete las actividades indicadas. Al final, ustedes encontrarán una serie de preguntas de verificación de lo que su hijo(a) aprendió mediante el desarrollo de esta guía.

WELCOME TO THIS SELF-STUDY GUIDE

This self-study guide helps you to practise giving information in written and oral form. All the activities are related to the topic of personal information presented in Way to Go 6 Module 1 Unit 1 lesson 1. It starts with some vocabulary revision activities. Then, you have to answer some questions about language use to introduce yourself (ABC and numbers), then complete a conversation, and end up writing a dialogue to introduce yourself.

Topic	Skill(s)	Grammar	Vocabulary	Function(s)
Introducing people	Writing Speaking	Verb to be (present tense)	Personal information, numbers, Wh question.	Introduce yourself.

GET READY

Study time needed: 2 hours	Resources: <i>English dictionary, notebook, pencil, eraser, mobile phone, PDF file of Way to Go Student Book 6.</i>	Textbooks Links: <ul style="list-style-type: none"> - https://drive.google.com/file/d/1sroHuDVqB3YpL6ztL5hn3ViweAmR5oc6/view - Way to Go Student Book 6, pages 10 and 11. Exercises 1,2,3 and 5. - Way to Go Workbook 6, page 7.
---	---	---



LEARNING OBJECTIVES

What will you learn/practise/reinforce with these activities?

- To ask and answer questions about basic personal information.
- To introduce yourself.
- To use numbers in real situations.

LEARNING STRATEGIES

What can you do to achieve the objectives?

- Read the instructions for each activity.
- Look at the examples given.
- Use a dictionary only if it is absolutely necessary. Use your prior knowledge and try to infer the meaning. You should not translate word by word.
- Write on your notebook any "new" learning point discovered.

ACTIVITIES

1. VOCABULARY TASKS (40 minutes)


a. Color the pictures then, label using the greetings vocabulary in the box. Follow the example



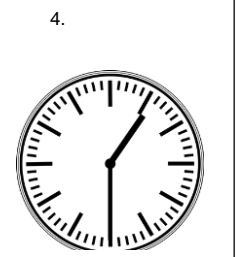
1. Good night




2. _____




3. _____




4.



4. _____



5. _____



6. _____

WORD BANK

Good night

Good morning


Hello

Good bye

Good evening



b. Complete the puzzle.



c. Write the answers with the letters, not numbers! Then, get the secret code and find the mystery sentence.

8

Six + three = <u>nine</u> L	c. Two + one = ____ O	f. Six + two = ____ H	i. Four - four = ____ E
a. Eight - six = ____ S	d. Five + five = ____ W	g. Four + three = ____ !	j. Three + two = ____ space
b. Four - three = ____ C	e. Six - two = ____ T	h. Nine - three = ____ M	

10	0	9	1	3	6	0	5	4	3	5	2	1	8	3	3	9	7

2. LANGUAGE FOR INTRODUCING YOURSELF (30 minutes)

1. Look at your Way to Go Student Book 6 on page 10 exercises 1 and 2. These exercises offer examples of greetings and the way we can introduce ourselves. Read them.

2. Look at exercise 1 again and answer the following the questions:

a. Do you know the vocabulary students in the pictures use to introduce themselves?

Yes _____ no _____



b. Do all the students use the same greetings (the words that are in red)?

Yes _____ no _____

c. What words do they use (the words that are in red)?

• _____


d. What expressions do they use before telling their names?

_____ and _____

e. What expressions do they use before and after telling their age?

_____ and _____

f. Write a sentence to introduce yourself.
9.



3. **WRITING TASKS** (40 minute)

Complete the conversations A and B. Use the clues in the box and put them in the right place.

CONVERSATION A

Carlos: Good morning. What's your full name?

Mariana: My name is Mariana Echenique.

Carlos: Excuse me, 1 _____?

Mariana: It's E -C-H-E-N-I-Q-U-E

Carlos: Ok, 2 _____?

Mariana: No, I'm not. I'm 13.

- » How old are you?
- » What's your name?
- » Nice to meet you
- » Are you 12?
- » Can you spell your last name?



CONVERSATION B

Cristal: Hello, my name is Cristal. 3 _____?

Francisco: My name is Francisco. 4 _____, Cristal?


Cristal: I´m 12 years old

Francisco: 5 _____, Cristal.

Cristal: Nice to meet you too, Francisco.

a. Now answer the questions about you. Draw a picture of yourself or paste a photograph.

1. What's your full name? _____.
2. How old are you? _____.
3. Are you in sixth grade? _____.
4. What's your school's name? It's _____.



4 SPEAKING TASK

Using the prompts in this conversation:

10



- Talk to a classmate and agree to a phone call where you practice the questions and answers in the picture when you introduce yourself, also you can add different questions and information.
- Record the conversation and send it to your teacher, it can be through WhatsApp
- or you can call and practice the conversation with your teacher
- also you can practice with someone in your family by telling him or her what to say, how to answer each question or pronounce it.



5. EVALUATE OUR WORK (10 minutes)

Check your progress	VERY WELL 11 	QUITE WELL 12 	WITH DIFFICULTY 13 	Discuss with your parents, then answer the questions below
I can say hello or goodbye to others.				I say ____ when I meet a person.
I can ask and answer questions about personal information.				What is a personal information question? _____
I can introduce myself				

THIS IS THE END

Congratulations, you can do amazing things. Continue practicing the vocabulary about Personal information, and how to give information in English. You can check the useful resources as well.

USEFUL RESOURCES

Game vocabulary numbers

[Fun with Numbers \(Crossword\) - English ESL Worksheets for distance learning and physical classrooms](#)
[Yaowaluk Klanboosaya \(yaowaluk105\) on Pinterest](#)

Listening activities

<https://learnenglishteens.britishcouncil.org/skills/speaking/beginner-a1-speaking/meeting-people>

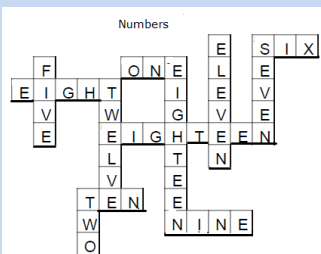
Pronunciation

<https://learnenglishkids.britishcouncil.org/es/category/topics/numbers>
<https://www.madridteacher.com/Activities/numbers-list.htm>

ANSWER KEY

Vocabulary tasks

1. Good night, 2. good morning, 3. good afternoon, 4. good evening, 5. good bye, 6. Hello
- b.





Language for introducing yourself

- a. Yes
- b. no
- c. Hello, hi, good morning
- d. I'm - my name is
- e. I'm - years old
- f. Hello, my name is....., I'm Years old, I live in....., I like

Writing tasks

- a. 1. Can you spell your last name? 2. Are you 12? 3. What's your name? 4. How old are you?, 5. Nice to meet you
- b. A. 2, b. 1, c. 3, d. 10, e. 4, f. 8, g. 7, h. 6, i. 0, j. 5
Mystery sentence: welcome to school!

Speaking Task

Recording or Phone call

ORIENTACIONES FINALES PARA LOS PADRES DE FAMILIA

Una vez su hijo o hija haya terminado las actividades de esta guía, por favor hágale las siguientes preguntas que le permiten verificar el proceso de aprendizaje

- ¿Cuál fue la actividad que más te gustó y cuál fue la actividad que te pareció más difícil?
- Enséñame cómo se dicen en inglés algunos de los saludos y despedidas que aprendiste.
- Enséñame cómo se hacen preguntas de información personal en inglés.
- Enséñame cómo se responden esas preguntas en inglés.
- ¿Cuánto tiempo te tomó desarrollar toda la guía?
- ¿Qué recursos utilizas?
- ¿Qué actividad te gustaría encontrar en la siguiente guía?

AUTHOR(S)

Name	Belkis Viviana Amaya Reina	Yuranny Rubiano Liberato	Jorge Eliecer Reyes Echeverry
Email	belviamare21o@gmail.com	yuranny.rubiano@gmail.com	georgereyes3@gmail.com
School	I.E.Técinca Sumapaz	I.E San Francisco - Ibaguè	I.E.R. Luis Antonio Duque Peña

LINKS OF IMAGES

1. Image retrieved from <https://pixabay.com/es/illustrations/nube-sue%C3%B1o-estrellas-noche-luna-3719093/> with a free for commercial use license.
2. Image retrieved from <https://pixabay.com/es/vectors/animales-ave-negro-canto-cara-1293410/> with a free for commercial use license.
3. Image retrieved from <https://pixabay.com/es/vectors/paisaje-naturaleza-paisaje-monta%C3%B1a-2836202/> with a free for commercial use license.
4. Image retrieved from <https://pixabay.com/es/vectors/autob%C3%BAs-reloj-ferrocarril-1294364/> with a free for commercial use license.
5. Image retrieved from <https://publicdomainvectors.org/en/free-clipart/Walking-into-the-sunset/80963.html> with a free for commercial use license.
6. Image retrieved from <https://pixabay.com/es/illustrations/mujer-mujeres-personas-persona-1318177/> with a free for commercial use license.
7. Image retrieved from <https://publicdomainvectors.org/en/free-clipart/Vector-illustration-of-man-with-suitcase/27563.html> with a free for commercial use license.
8. Ministerio de Educación Nacional (2016). Way to go! 6th Grade Workbook. Bogotá D.C. – Colombia. P. 3 Retrieved from www.colombiaaprende.edu.co/colombiabilingue.
9. Image retrieved from <https://pixabay.com/es/vectors/burbuja-discurso-comentario-160851/> with a free for commercial use license.
10. Ministerio de Educación Nacional (2016). Way to go! 6th Grade Workbook. Bogotá D.C. – Colombia. P. 11. Retrieved from www.colombiaaprende.edu.co/colombiabilingue.
11. Image retrieved from <https://pixabay.com/vectors/smiley-face-grin-smile-happy-icon-304270/> with a free for commercial use license.
12. Image retrieved from <https://pixabay.com/vectors/smiley-emoticon-happy-face-icon-1635449/> with a free for commercial use license.
13. Image retrieved from <https://pixabay.com/vectors/smiley-emoticon-undecided-unsure-1635455/> with a free for commercial use license.



WAY TO GO STUDENT'S BOOK 6, PAGE 10 EXERCISE 1

MODULE // 1 Unit // 1 Lesson // 1

Unit » 1

Hello!

» Objectives

- » I can ask and answer questions about basic personal information.
- » I can introduce myself and another person.
- » I can understand information about objects in the classroom.

In Context » My First Day at School

1. Listen » This is the first day at school in Cali. Listen to the students.



2. Write » Complete the diagram. Then, practise with a friend.

10

Study Tip

You can use visual diagrams to organize and remember vocabulary.





WAY TO GO STUDENT'S BOOK 6, PAGE 11 EXERCISES 3 AND 5

module 1 // Unit 1

2 3. Listen » Saray meets a new friend at school. Listen and read.

I'm Saray. What's your name?

My name's Leonardo.

How old are you?

I'm 12 years old.

Nice to meet you.

Nice to meet you, too.

3 4. Listen » Meet other students from Colombia. Listen to the students spell their names.

Hi! My name's Juliana Payares. That's J-U-L-I-A-N-A. And my last name's P-A-Y-A-R-E-S.

Hello! My name's Estefan. That's E-S-T-E-F-A-N. My last name's Restrepo. That's R-E-S-T-R-E-P-O.

Good afternoon! My name's Hakani and my last name's Hvainiri. That's H-A-K-A-N-I ... and my last name ... H-U-A-I-N-I-R-I.

Study Tip
You can say the alphabet at your own pace. Take your time!

21st Century Skills
• Communicating
It's important to know our country.
Can you guess the department each child is from in this activity?

5. Speak » Practise with a partner.

Hi! I am Linda. What's your name?

Hey! I'm Nicolás Moreno.

How do you spell that?

That's N-I-C- ...

Are you 12 years old?

No, I'm not. I'm 11.