



"BEYOND THE CLASSROOM" ENGLISH SELF-STUDY GUIDE

School

City

Teacher's name

Student's name

Grade

10th

Level

A2

ORIENTACIONES PARA LOS PADRES DE FAMILIA

Esta guía de aprendizaje de inglés para el trabajo en casa se preparó con el fin de ayudar a su hijo o hija a repasar comprensión de lectura literal e inferencial. Su hijo (a) deberá dedicar una hora para desarrollar toda la guía. El trabajo aquí descrito se relaciona con la página 103 del libro del estudiante English, please 10, que está disponible en la plataforma Colombia Aprende. Se adjuntó la página del libro al final de la guía para quienes no tiene acceso a internet.

- La actividad 1 es relacionar adjetivos con sus definiciones.
- La actividad 2 clasificar unas palabras de acuerdo a palabras positivas y palabras negativas.
- La actividad 3 se trata de relacionar palabras con sus sinónimos.
- la actividad 4 y 5 es contestar una comprensión con base en una lectura de la página 103 del libro English, please del grado 10°.

Por último la actividad 6 es para que su hijo(a) autoevalúe lo aprendido. Además, se ofrecen ejemplos de las actividades, las respuestas correctas y recursos adicionales de apoyo. Agradecemos su colaboración supervisando que su hijo(a) complete las actividades indicadas. Al final, ustedes encontrarán una serie de preguntas de verificación de lo que su hijo(a) aprendió mediante el desarrollo de esta guía.

WELCOME TO THIS SELF-STUDY GUIDE

This English self-study guide helps you in reading comprehension. The activities are related to a reading about tolerance in English, Please Student's Book 10, Module 3, Unit 2, Lesson 5. It starts with some vocabulary revision activities. Then, you have to answer some questions about the text.



Topic	Skill(s)	Grammar	Vocabulary	Function(s)
Tolerance	Reading	Verbs and tenses	Living within a society (values)	Reading and talking about tolerance and other values

GET READY

Study time needed: 1 hour	Resources: English dictionary, notebook, pencil, mobile phone, sheets of paper, PDF file of English, Please! Student's Book 10.	Textbooks Links: https://www.colombiaaprende.edu.co/recurso-coleccion/english-please-fast-track-para-grados-9-10-y-11
--	---	--

LEARNING OBJECTIVES

LEARNING STRATEGIES

<p><i>What will you learn/practise/reinforce with these activities?</i></p> <ul style="list-style-type: none"> • <i>Express agreements and disagreements based on valid reasons.</i> • <i>Recognize different points of view.</i> • <i>Express agreements and disagreements through different points of view.</i> 	<p><i>What can you do to achieve the objectives?</i></p> <ul style="list-style-type: none"> • Know the definitions of keywords. Learn synonyms of important words. Look at the examples given. They are highlighted in yellow. • Use a free dictionary app to listen to the pronunciation of new vocabulary. Use the dictionary only if absolutely necessary. • Use your prior knowledge and try to infer the meaning. You should not translate word by word. Write on your notebook any "new" learning points discovered.
--	---

ACTIVITIES

1. Match the following words to their corresponding definitions. (10 minutes)

a. young	b. black	c. alternative	d. broken	e. tolerant	f. different
----------	----------	----------------	-----------	-------------	--------------

- () having lived or existed for only a short time.
- () a series of paintings done only in grays and blacks.
- () one of two or more available possibilities.
- (d)** having been fractured or damaged.
- () to allow the existence of opinions that one does not agree with.
- () not the same as another or each other.

2. Place each word from the following list in the corresponding column. Take into account that some of these words refer to *positive* and *negative* language. (10 minutes).

Accept – Safe – Suffering – Bullying – Fine – Attack – Tolerant – Trouble – Violent – Better
--

POSITIVE WORDS

NEGATIVE WORDS

3. Match each of the following words with their corresponding synonym. (10 minutes).

1. Young	() isolated
2. Broken	() distinct
3. Tolerant	() problem
4. Different	() savage
5. Trouble	() forbearing
6. Violent	(1) adolescent
7. Safe	() secure
8. Alone	() fractured



4. Now, it is time for you to read and answer some questions about the text. Read carefully each line and implement different skills you have studied before, such as: *skimming and scanning*. (30 minutes).

1

Violence in our towns

More and more young people are suffering from bullying and violence because of the way that they look. Fourteen-year-old Alfie Lewis went to hospital after an attack by a group of teenagers in his town last week. Alfie is an emo - a young person who wears black clothes and listens to alternative music - and is a target because of this. He says 'I would like people to accept me. Most people are fine. But there is a minority who don't like me because I am different.'

Alfie says that he feels safe at school. However, in the town centre, he has recently had trouble with a group of teenagers from a different school. He always tells them not to follow him, but they don't listen. Last week, it turned violent. 'They started throwing food at me', Alfie says. 'I asked them to leave me alone, but suddenly they attacked me. There were four of them, and I had no chance.' Alfie had a broken nose and two broken ribs, and was in hospital for three days. Alfie's parents are afraid. They don't want him to go into the town centre on his own, and they want to move to a different town. However, they believe that things will be the same there. His mother says 'We need everyone to be more tolerant. That way we can have a better society.'






1. Why did Alfie go to hospital?
 - a. Because he had a broken arm and two broken ribs
 - b. Because he had a broken nose and one broken rib
 - c. Because he had a broken nose and two broken ribs
2. Who wears black clothes?
 - a. Alfie's friends
 - b. Alfie
 - c. Alfie's parents
3. How long was he in hospital?
 - a. Three weeks
 - b. Three days
 - c. Three months
4. The author wrote the text because
 - a. He wanted to speak about living in a big city
 - b. He wanted you to be an Emo like him and his friends

c. He wanted to share his point of view about bullying

5. According to the reading, tolerant people can...

- a. Live in cities or towns
- b. Love Emos
- c. Respect people rights

5. Assessment.

Check your progress!	Very well ² 	Quite well ³ 	With difficulty ⁴ 	Discuss with your parents, then answer the questions below.
I can identify information in the reading.				Are you tolerant? _____ _____ _____
I can infer information in the reading.				What do you think about Emo people? _____ _____ _____

THIS IS THE END

This English self-study guide helps you in reading comprehension. The activities are related to a reading about tolerance in English, Please Student Book 10 Module 3 Unit 2 Lesson 5. It starts with some vocabulary revision activities. Then, you have to answer some questions about the text.

USEFUL RESOURCES

- Online English Spanish dictionary <https://dictionary.cambridge.org/es/diccionario/ingles-espanol/>
- Online readings British Council <https://learnenglish.britishcouncil.org/skills/reading>



ANSWER KEY

1. Match the following words to their corresponding definitions.

1. (a) having lived or existed for only a short time.
2. (b) A series of paintings done only in grays and blacks.
3. (c) One of two or more available possibilities.
4. (d) Having been fractured or damaged.
5. (e) To allow the existence of opinions that one does not agree with.
6. (f) Not the same as another or each other.

2. Place each word from the following list in the corresponding column. Take into account that some of these words refer to *positive* and *negative* language.

Negative words: Suffering, Bullying, Attack, Trouble, Violent.

Positive words: Accept, Fine, Safe, Tolerant, Better.

3. Match each of the following words with their corresponding synonym.

- (1) Adolescent
- (2) Fractured
- (3) Forbearing
- (4) Distinct
- (5) Problem
- (6) Savage
- (7) Secure
- (8) Isolated

4. Now, it is time for you to read and answer some questions about the text. Read carefully each line and implement different skills you have studied before, such as: *skimming and scanning*.

1. (C)
2. (B)
3. (B)
4. (C)
5. (B)

ORIENTACIONES FINALES PARA LOS PADRES DE FAMILIA

Estimado padre de familia,

Hasta acá hemos estudiado aspectos muy importantes sobre la tolerancia y el respeto por las diferencias. Es muy importante que usted refuerce estos valores en sus hijos, como pilar de la sociedad. Sugerimos respetuosamente que le pregunte:

¿Qué fue lo que más te gustó de la guía?

¿Qué aprendiste?

¿De qué se trataba la lectura que trabajaste?



¿Qué aspecto crees que puedes mejorar de la manera como tratas a los demás?

AUTHOR(S)			
Name	Martha Carolina Carvajal	Omar Orlando Peña	Omayra Rubiela Criollo
Email	quiyaraymi@gmail.com	talking1965@gmail.com	roc6002@hotmail.com
School	IE NORMAL SUPERIOR DEL PUTUMAYO	IE CHAMPAGNAT	IE ALMIRANTE PADILLA

LINKS OF IMAGES

1. Ministerio de Educación Nacional (n.d). English, please! 2 Fast Track. Bogotá D.C. – Colombia. Retrieved from www.colombiaaprende.edu.co/colombiabilingue.
2. Image retrieved from <https://www.vecteezy.com/vector-art/89338-assorted-smiley-face-icons> with a free for commercial use license.
3. Image retrieved from <https://www.vecteezy.com/vector-art/89338-assorted-smiley-face-icons> with a free for commercial use license.
4. Image retrieved from <https://www.vecteezy.com/vector-art/89338-assorted-smiley-face-icons> with a free for commercial use license.