

## "BEYOND THE CLASSROOM" ENGLISH SELF-STUDY GUIDE

School \_\_\_\_\_

City \_\_\_\_\_

Teacher's name \_\_\_\_\_

Student's name \_\_\_\_\_

Grade \_\_\_\_\_

10

Level \_\_\_\_\_

A2

### ORIENTACIONES PARA LOS PADRES DE FAMILIA

Saludo cordial. La siguiente Guía de Autoaprendizaje de Inglés para trabajar en casa se elaboró para que su hijo(a) refuerce el vocabulario relacionado con deportes, pasatiempos, gustos y disgustos. Se recomienda que su hijo(a) disponga de una (1) hora para que desarrolle toda la Guía. Esta guía tiene relación con las páginas 10-11 del libro: *English, please!* del grado 10° que la pueden descargar de la página de Colombia Aprende. Las páginas del libro se adjuntan al final de la siguiente Guía para quienes no cuentan con conectividad y/o servicio de internet.

#### ACTIVITIES (ACTIVIDADES)

1. En las Tareas de Vocabulario (*Vocabulary Tasks*) hay dos actividades, la primera es un ejercicio para emparejar las imágenes con las palabras dadas y el segundo se trata de completar en los círculos qué actividades pertenecen al aire libre (*outdoor activities*) o qué actividades se realizan bajo techo (*indoor activities*).
2. En las Tareas de Gramática (*Grammar Tasks*) la primera invita a escribir qué forma del verbo sigue después de "gustar" (*like*), "no gustar" (*dislike*), "gustaría" (*would like*). En la segunda actividad debemos seleccionar para qué se utiliza *Like-Dislike-Would like* de acuerdo con las explicaciones dadas y en la tercera actividad deberán seleccionar qué tipo de actividades suelen ser escritas con *like, dislike o would like*. En la cuarta actividad se invita a el(la) estudiante a que escriba oraciones verdaderas o reales de acuerdo con las actividades descritas.
3. En las Tareas de Escucha (*Listening Tasks*) deberán escuchar el audio y ordenar correctamente las oraciones. En la segunda actividad, deberán escuchar el audio de Thomas, Angela y Chris y completar el cuadro con los pasatiempos (*hobbies*) y deportes (*sports*) que les gusta o no les gusta. En la tercera actividad se invita a completar las oraciones del audio.
4. En las Tareas de Habla (*Speaking Tasks*) el (la) estudiante deberá grabar un audio donde diga los deportes y /o pasatiempos que le gustan, no le gustan o le gustaría hacer.

También se ofrece en la Evaluación Formativa (*Assessment Tasks*) un monitoreo o control de lo que el(la) estudiante ha aprendido en esta Guía, los recursos físicos y enlaces web que se han utilizado al igual que la guía de Respuestas (*Answer key*) para que verifiquen el trabajo de sus hijos (hijas) en el desarrollo de la siguiente Guía. Igualmente aparecen abajo las páginas del



libro para quienes no pueden acceder a internet. Los invitamos cordialmente a supervisar el Trabajo de sus hijos(as) y recuerden que cuentan con todo nuestro apoyo para solucionar cualquier inquietud. ¡Entre todos saldremos adelante!

### WELCOME TO THIS SELF-STUDY GUIDE

This English self-study guide helps you reinforce vocabulary related to sports and hobbies by expressing likes and dislikes. It starts with some vocabulary activities. Then, you have to answer some grammar tasks. After that, you will find some exercises to practise listening skills and finish by recording yourself saying what you like doing, dislike doing and would like to do. The teacher will send you the audio files (listening part) via WhatsApp.

Topic	Skill(s)	Grammar	Vocabulary	Function(s)
Leisure activities	Listening Speaking	Like + ing form Dislike + ing form Would + like + to	Sports and Hobbies	Expressing likes, dislikes and things you would like to do.

### GET READY

<b>Study time needed:</b>  <b>1 hour</b>	<b>Resources:</b> <i>English Dictionary, notebook, pencil, pen, PDF file of "English, Please!" Student Book 10.</i>	<b>Textbooks Links:</b> <ul style="list-style-type: none"> <li>- <i>English, Please! Student Book, page 10 Exercise 1.</i></li> <li>- <i>English, Please! Student Book, page 11 Exercises 3, 4, 5, 6 and 8.</i></li> <li>- <a href="https://d3rhaqd7pe5pkw.cloudfront.net/English%20Please/Student%20Book%2010%20C2%20B0/ENGLISH_PLEASE_10_STUDENT_BOOK.pdf">https://d3rhaqd7pe5pkw.cloudfront.net/English%20Please/Student%20Book%2010%20C2%20B0/ENGLISH_PLEASE_10_STUDENT_BOOK.pdf</a></li> </ul>
--	--	--

### LEARNING OBJECTIVES

*What will you learn/practise/reinforce with these activities?*

- To talk about your favorite activities.

### LEARNING STRATEGIES

*What can you do to achieve the objectives?*

- Read the instructions carefully.
- Look at the pictures and practise the pronunciation of the target vocabulary.
- Look at the examples given. They are highlighted in bold.
- Use your prior knowledge and try to do the exercises. You should not translate word by word.
- Use the audio recording to listen to and complete the exercises given.



- Write on your notebooks any “new” learning words discovered.
- Record yourself expressing things you like doing, you dislike doing and you would like to do.

## ACTIVITIES

### 1. VOCABULARY TASKS (15 minutes)

a. Match and label the pictures using words from the box below. Follow the example given.

Skydiving ____	Horse riding ____	Bowling ____	Playing the piano ____
White water rafting ____	Playing music _6_	Playing basketball ____	Playing football ____
Skateboarding ____	Chatting online ____	Playing ice hockey ____	Dancing hip-hop ____
Fishing ____	Playing board games ____	Bungee jumping ____	Playing computer games ____



\_\_\_ t \_\_\_ - o \_\_\_

W \_\_\_ - a \_\_\_  
- \_\_\_ g

\_\_\_ y \_\_\_ - e  
- o \_\_\_

\_\_\_ n \_\_\_  
b \_\_\_



\_\_\_ d \_\_\_

**Playing -  
music**

\_\_\_ i \_\_\_

\_ i \_\_\_



--- e --- d --- r --- i ---

--- n ---  
- o ---  
- a ---

P --- n ---  
- --- n ---



--- c --- i ---  
- o ---

--- e ---  
--- p ---

--- a ---  
--- t ---

--- n ---  
--- m ---  
--- s ---

b. Complete the circles with words from the box in exercise a. Follow the example given:

**INDOOR ACTIVITIES**

*Playing the piano*

**OUTDOOR ACTIVITIES**

*Playing football*



## 2. GRAMMAR TASKS (15 minutes)

a. Look at these sentences. What verb form comes after like? What verb form comes after dislike/don't like? What verb form comes after would like?

1. I **like** being outdoors at the weekend. 😊

2. I **dislike** playing football. 😞

3. I **would like** to live in the country. ❤️

1. After like: \_\_\_\_\_

2. After dislike: \_\_\_\_\_

3. After would like: \_\_\_\_\_

b. Complete the sentences with **like**, **dislike** or **would like**.

1. We use \_\_\_\_\_ to talk about things you like all the time.

2. We use \_\_\_\_\_ to talk about things you don't like all the time.

3. We use \_\_\_\_\_ to talk about things you want to do sometime in the future.

c. Read the following sentences. Write **like**, **dislike** or **would like** to complete the sentences according to the feeling expressed with the emoticon.

1. I really \_\_\_\_\_ **doing** extreme sports. 😊

2. I \_\_\_\_\_ **experiencing** new things. 😊

3. I \_\_\_\_\_ **to try** bungee jumping. ❤️

4. I \_\_\_\_\_ **painting** and playing the guitar. 😞

5. I \_\_\_\_\_ **to live** in the country when I'm older. ❤️

6. I \_\_\_\_\_ **doing** all kinds of sports and hobbies. 😊

7. I \_\_\_\_\_ **staying** indoors at weekends. 😞

d. Write true sentences about the people you know. Use verbs from the box in exercise c and the verbs in brackets.

E.g. My father **likes playing** football (play football).

1. I \_\_\_\_\_ (go skateboarding).

2. My best friend \_\_\_\_\_ (dance hip-hop).

3. My mother \_\_\_\_\_ (chat online).

4. My grandfather \_\_\_\_\_ (eat fish).









5. My friends and I \_\_\_\_\_ (Play computer games).





3. LISTENING TASKS (20 minutes)

a. Listen and put the words in the correct order to complete the sentences. Follow the examples.

COLUMN 1	COLUMN 2	COLUMN 3
LIKE	DISLIKE	WOULD LIKE
<p>15</p>  <p>football / I / play / like / . /</p>	<p>16</p>  <p>dislike / playing / I / games / computer / . /</p>	<p>4</p>  <p>play / would / to / like / I / volleyball / . /</p>
<i>I like playing football.</i>		
<p>6</p>  <p>playing / we / music / like / . /</p>	<p>11</p>  <p>board games / dislike / we / playing / . /</p>	<p>12</p>  <p>like / I / the / play / piano / to / would / . /</p>
<p>10</p>  <p>horse / I / like / riding / going / . /</p>	<p>7</p>  <p>Bowling / dislike / I / going / . /</p>	<p>14</p>  <p>would / to / I / like / bungee / try / jumping / . /</p>



- b. Listen to Thomas, Angela and Chris talk about their hobbies and sports. Complete the chart with the hobbies and sports they like and dislike. **(English, Please! Student Book 10, page 11)**

NAMES	HOBBIES		SPORTS	
	Like 😊	Dislike ☹️	Like 😊	Dislike ☹️
Thomas				
Angela				
Chris				

- c. Listen again and complete the sentences.

1. Thomas: I really like \_\_\_\_\_ extreme sports. I \_\_\_\_\_ experiencing new things. I \_\_\_\_\_ to try bungee jumping.
2. Angela: I \_\_\_\_\_ painting and playing the guitar. I \_\_\_\_\_ playing sports. I \_\_\_\_\_ to live in the country when I'm older.
3. Chris: I \_\_\_\_\_ doing all kinds of sports or hobbies. I \_\_\_\_\_ staying indoors at weekends.

**4. SPEAKING TASKS** (5 minutes)

- a. Record yourself saying what you like doing, dislike doing and would like to do.

e.g.

I like playing basketball, but I dislike playing board games. I would like to play in the NBA League.

---



---






---



---

**5. ASSESSMENT TASKS** (5 minutes)

b. Look back at the self-study guide. What have you learnt? Tick (✓) the appropriate box.

Competence	STATEMENT	I can do this 	I can do this with help 	I need to work on this 
Listening	I can understand teenagers talking about their hobbies and interests.			
Grammar	I can understand and write simple sentences about likes and dislikes.			

**THIS IS THE END**

**Congratulations, you can do amazing things. Continue listening and practicing the vocabulary about sports, hobbies, and how to express likes, dislikes and what you would like to do. You can check the useful resources as well. Finally, do the activity of recording yourself as many times as you like and sharing it with your family and classmates.**

**USEFUL RESOURCES**

**Vocabulary and pictures about sports and hobbies**

- [English, Please! Student's Book 10](#)
- [https://d3rhaqd7pe5pkw.cloudfront.net/English%20Please/Student%20Book%2010%202%20B0/ENGLISH\\_PLEASE\\_10\\_STUDENT\\_BOOK.pdf](https://d3rhaqd7pe5pkw.cloudfront.net/English%20Please/Student%20Book%2010%202%20B0/ENGLISH_PLEASE_10_STUDENT_BOOK.pdf).

**Grammar - like/dislike + ing form and would like to**

- [English, Please! Student's Book 10 page 11 Exercises 5, 6 and 8](#)
- [https://d3rhaqd7pe5pkw.cloudfront.net/English%20Please/Student%20Book%2010%202%20B0/ENGLISH\\_PLEASE\\_10\\_STUDENT\\_BOOK.pdf](https://d3rhaqd7pe5pkw.cloudfront.net/English%20Please/Student%20Book%2010%202%20B0/ENGLISH_PLEASE_10_STUDENT_BOOK.pdf).

**Listening - Audio recording**

- Exercises A, B, C: they will be sent to student's WhatsApp
- Exercises B and C: [English, Please! Student's Book 10 page 11 Exercises 3 and 4](#)





- [https://d3rhaqd7pe5pkw.cloudfront.net/English%20Please/Student%20Book%2010%202%20B0/ENGLISH\\_PLEASE\\_10\\_STUDENT\\_BOOK.pdf](https://d3rhaqd7pe5pkw.cloudfront.net/English%20Please/Student%20Book%2010%202%20B0/ENGLISH_PLEASE_10_STUDENT_BOOK.pdf).

## ANSWER KEY

### 1. Vocabulary tasks

- a. 1-chatting online    2- white water rafting    3- playing ice hockey    4- playing basketball  
5-skydiving    6-playing music    7-bowling    8- fishing 9-  
skateboarding    10-horse riding    11-playing board games    12- playing the piano  
13-dancing hip- hop    14- bungee jumping    15-playing football    16- playing computer  
Games
- b. **Indoor activities:** chatting online - playing ice hockey - playing basketball - playing music -  
bowling - playing board games - playing the piano - playing computer games

**Outdoor activities:** white water rafting - playing basketball - skydiving - playing music - fishing  
- skateboarding - horse riding - dancing hip-hop - bungee jumping - playing football

### 2. Grammar tasks

- a. 1. Being    2. Playing    3. live
- b. 1. Like    2. Dislike    3. Would like
- c. 1. Like    2. Like    3. Would like    4. Dislike    5. Would like  
6. Like    7. Dislike
- d. 1. Like going skateboarding  
2. Likes dancing hip-hop  
3. Likes chatting online  
4. Likes eating fish  
5. Like playing computer games

### 3. Listening tasks

#### A. Audio Script

##### Column 1 (Like)

I like playing football.  
We like playing music.  
I like going horse riding.

##### Column 2 (Dislike)

I dislike playing computer games.  
We dislike playing board games.  
I dislike going bowling.

##### Column 3 (Would like)

I would like to play volleyball.  
I would like to play the piano.



I would like to try bungee jumping.

**B. Audio Script**

1. Hi, my name is Thomas. I really like doing extreme sports. I want to go skydiving and white water rafting this weekend! I don't like spending time alone. I prefer playing football with others. Generally, I don't like playing basketball, or indoor activities. But I like playing computer games! I like experiencing new things. I would like to try bungee jumping.

2. Hello, I'm Angela. I do a lot of outdoor activities. But I also enjoy indoor activities. I especially like painting and playing the guitar. I dislike playing sports - I only do tennis at school - and I dislike chatting online. I also prefer being in the country, away from the city. I love being alone. I would like to live in the country when I'm older.

3. Hi, my name is Chris. I am always excited about trying new things in my spare time. That's why I like doing all kinds of sports and hobbies like hiking, swimming, cycling and bowling with my friends. I don't play ice hockey, but I would like to do that. I dislike staying indoors on weekends. My cousin collects stamps, but I don't. I make model airplanes in my free time at a club after school.

**ORIENTACIONES FINALES PARA LOS PADRES DE FAMILIA**

Estimados Padres de familia llegamos al final de la Guía. Los invitamos a que tan pronto su hijo(a) haya completado todas las actividades propuestas en esta Guía lo(la) inviten a un café o un refresco y le pregunten lo siguiente:

- ¿Le gustó la Guía de Aprendizaje de Inglés para 10º?
- ¿Qué le llamó más la atención de la Guía?
- ¿Qué fue lo más complicado de la Guía?
- ¿Me podría enseñar un ejemplo de lo que te gusta, no te gusta o te gustaría hacer?
- ¿Cuánto tiempo gastó en desarrollar toda la Guía?
- ¿Utilizó todos los recursos propuestos?
- ¿Le gustaría sugerirle algo a la Guía?

iiiDespués de que haya respondido sus preguntas, felicítelo(a) y de nuestra parte también y obséquiele lo que desee como Caminante del Inglés... FELICITACIONES POR SU TRABAJO... KUDOS ON YOUR JOB!!!

**AUTHOR(S)**

Name	Erika Rubiano Trujillo	María Alejandra Caviedes	César Augusto García
Email	<a href="mailto:erutru@hotmail.com">erutru@hotmail.com</a>	<a href="mailto:malejitacaviedescuellar@gmail.com">malejitacaviedescuellar@gmail.com</a>	<a href="mailto:cegarciaa@misena.edu.co">cegarciaa@misena.edu.co</a>
School	I.E Ana Elisa Cuenca Lara	I.E Sósimo Suárez	I. E Municipal Criollo



English, Please! Student Book 10

1

Lesson 1

Focus on Vocabulary



1. Match pictures to the sports and hobbies.



- skydiving \_\_\_\_
- white water rafting \_\_\_\_
- skateboarding \_\_\_\_
- fishing \_\_\_\_
- horse riding \_\_\_\_
- playing music \_\_\_\_
- chatting online \_\_\_\_
- playing board games \_\_\_\_
- bowling \_\_\_\_
- playing basketball \_\_\_\_
- playing ice hockey \_\_\_\_

2. Choose three sports or hobbies. Copy and complete the table with information for each. Then write sentences like the ones below.

- Playing board games is a hobby.
- You can play them indoors or outdoors.
- You can play them with one or more players.

Sport	Hobby	Indoors	Outdoors	Team	Individual
	<i>Playing board games</i>	X	X	X	X
<i>Skateboarding</i>			X		X



Listen

3. Listen to Thomas, Angela and Chris talk about their hobbies and sports. Complete the table with the hobbies and sports they do and don't do.

Names	Hobbies		Sports	
	does	doesn't do	does	doesn't do
Thomas				
Angela				
Chris				

Listening Tip

✓ Before you listen, read the sentences or questions to know what information you need to listen for. Try to guess the answer before you listen. This will help you listen for specific information.

4. Listen again and complete the sentences.
- Thomas: I really enjoy \_\_\_\_\_ extreme sports. I \_\_\_\_\_ experiencing new things. I \_\_\_\_\_ to try bungee jumping.
  - Angela: I \_\_\_\_\_ painting and playing the guitar. I \_\_\_\_\_ playing sports. I \_\_\_\_\_ to live in the country when I'm older.
  - Chris: I \_\_\_\_\_ doing all kinds of sports or hobbies. I \_\_\_\_\_ staying indoors at weekends.

Focus on Language

5. Look at these sentences. What verb form comes after *like*? What verb form comes after *would like*?
- I like being outdoors at the weekend.
  - I would like to live in the country.
6. Complete the sentences with *like* or *would like*.
- We use \_\_\_\_\_ to talk about things you like all the time.
  - We use \_\_\_\_\_ to talk about things you want now, or at some time in the future.
7. Find the verbs in the box in exercise 4. What verb form comes after them? Then copy the table in your notebook and write the verbs in the correct column.

love - enjoy - want - hate

Verb + -ing form	Verb + infinitive + to
<i>like</i>	<i>would / 'd like</i>

8. Write true sentences. Use verbs from the box in exercise 7 and the verbs in brackets.
- Example:  
My father likes playing football. (play football)
- I \_\_\_\_\_ (go skateboarding)
  - My best friend \_\_\_\_\_ (dance hip-hop)
  - My mother \_\_\_\_\_ (chat online)
  - My grandfather \_\_\_\_\_ (eat fish)
  - My uncle \_\_\_\_\_ (buy a motorbike)
  - My friends and I \_\_\_\_\_ (play board games)
9. Write four questions, two using *like* and two using *would like*. Ask a classmate. Then report to the class.