



"BEYOND THE CLASSROOM" ENGLISH SELF-STUDY GUIDE

School _____

City _____

Teacher's name _____

Student's name _____

Grade _____

6

Level _____

A1

ORIENTACIONES PARA LOS PADRES DE FAMILIA

Queridos padres de familia con el fin de facilitar el aprendizaje del idioma inglés en casa, se ha diseñado esta guía para que su hijo mejore competencias en la parte de escucha desarrollando unas actividades muy sencillas que le harán entender algunas conversaciones.

Su hijo(a) deberá dedicar una hora para desarrollar toda la guía. El trabajo aquí descrito se relaciona con la página 10 y 11 del libro del estudiante Way to Go 6, que está disponible en la plataforma Colombia Aprende. Se adjuntó la página del libro al final de la guía para quienes no tienen acceso a internet.

- En la actividad 1 debe leer un diálogo corto acerca de Wilson, luego leer y responder algunas preguntas acerca de su información personal y luego escuchar y repetir el audio 1 para familiarizarse con la entonación y la pronunciación.
- En la actividad 2 debe unir los números en inglés del uno al veinte, luego hacer una sopa de letras con los números y escuchar el audio 2 y repetir el diálogo. Después debe leer las mismas preguntas y responderlas con su información.
- En la actividad 3 debe interpretar los símbolos correspondientes para la pronunciación y luego escuchar el audio 3 para entender el deletreo y completar la tabla con los nombres de las personas que se presentan. Luego debe completar su presentación personal.
- En la actividad 4 debe hacer un audio donde incluya el saludo, nombre, apellido, edad, ciudad donde nació, el deletreo de su nombre completo y la despedida, este debe ser enviado vía WhatsApp.
- La actividad 5 es para que su hijo(a) autoevalúe lo aprendido.

Agradecemos su colaboración supervisando que su hijo(a) complete las actividades indicadas. Al final, ustedes encontrarán una serie de preguntas de verificación de lo que su hijo(a) aprendió mediante el desarrollo de esta guía.

WELCOME TO THIS SELF-STUDY GUIDE

This English self-study guide helps you practise listening skills. Instructions:

First activity: read a short dialog about Wilson and then answer some questions. Next, listen and repeat track one to become familiar with the intonation and pronunciation.

Second activity: match the numbers from one to twenty, then complete a word grid with the numbers and listen to track 2 to repeat the dialog, after that, read the same questions and answer with your information.

Third activity: with the alphabet, study the corresponding symbols for pronunciation, after that, listen to complete the table with the people's names, and finally complete the introduction with your own name.

Final activity: record an audio greeting, saying your name, your last name, age, place where you were born, spelling your full name and a farewell and send it to me by WhatsApp.

Topic	Skill(s)	Grammar	Vocabulary	Function(s)
Introductions	Listening and speaking	yes-no questions	Alphabet, numbers from 0 to 20	Ask and answer questions about basic personal information

GET READY

Study time needed: 1 hour	Resources: <i>Notebook, pencil, mobile phone video camera, sheets of paper, way to go student book 6.</i>	Textbooks Links: - https://drive.google.com/file/d/1sroHuDVgB3YpL6ztL5hn3ViweAmR5oc6/view
--	---	--

LEARNING OBJECTIVES

<p><i>What will you learn/practise/reinforce with these activities?</i></p> <ul style="list-style-type: none"> To practise vocabulary about personal basic information To listen to people introducing themselves

LEARNING STRATEGIES

<p><i>What can you do to achieve the objectives?</i></p> <ul style="list-style-type: none"> Read the instructions for each task. Use a free dictionary app to listen to the pronunciation of the numbers and the alphabet. Use the dictionary only if absolutely necessary. Use your prior knowledge and try to infer the meaning. You should not translate word by word. Write on your notebook any "new" learning points discovered.
--



ACTIVITIES

1. LISTENING TASKS (25 minutes)

ACTIVITY 1.

a. Read the following dialog:

MY FIRST ENGLISH CLASS

1



Teacher: Good morning everyone

Wilson: Good morning my dear teacher.

Teacher: What's your full name?

Wilson: My full name is Jose Wilson Calderon, and you teacher?

Teacher: Maria Garcia. Where are you from?

Wilson: I am from Palermo, and you?

Teacher: I am from Neiva, how old are you?

Wilson: I am 12 years old, and you?

Teacher: I am 19 years old. Nice to meet you.

Wilson: Nice to meet you too.

Teacher: Welcome to English class.

b. Answer the following questions with your information:

- What's your full name?

- How old are you?

- Where are you from?

c. Listen and repeat track number one in the book Way to go 6 Page 10 to become familiar with the pronunciation.



ACTIVITY 2 (15 minutes)

a. Match the numbers with the words.

2	FOUR	12	THIRTEEN
8	TEN	17	TWELVE
4	ONE	13	ELEVEN
7	EIGHT	11	TWENTY
1	TWO	19	SEVENTEEN
10	SEVEN	20	SIXTEEN
3	NINE	14	FIFTEEN
9	THREE	16	EIGHTEEN
5	SIX	18	NINETEEN
6	FIVE	15	FOURTEEN

b. Find the numbers from 1 to 20 in English in the word grid



c. Listen to audio 2 to repeat the dialog and then answer the questions with your information.

Dialog:

- I'm Saray. What's your name?
- My name's _____.
- How old are you?
- I'm _____ years old.
- Nice to meet you.
- _____.



ACTIVITY 3 (5 minutes)

a. Listen to the alphabet pronunciation here

https://www.youtube.com/watch?v=kDdg2M1_EuE&ab_channel=SuperSimpleSongs-KidsSongs , after that spell your full name:



b. Listen to audio 3 and complete the following table:

NAME	LAST NAME
1	
2	
3	

NOW YOU

- Good afternoon! My name's _____ and my last name's _____. That's _____. And my last name's ..._____.

ACTIVITY 4 (10 minutes)



Record an audio greeting (hello/ hi/ good morning), and reporting the answers to these questions:

- What's your name?




- What's your last name?

- How do you spell your full name?

- How old are you?

Bye, bye.

EVALUATE YOUR WORK (10 minutes)

	3 Excellent 	4 Good 	5 Needs improvement 
Check your progress...			
I can understand some elements of personal information			
I can make a recording about my personal information.			

THIS IS THE END

Congratulations, you can understand some personal questions and answers and give information about yourself. Continue listening to increase your English Knowledge.

USEFUL RESOURCES

Online English Spanish dictionary

* <https://dictionary.cambridge.org/es/diccionario/ingles-espanol/>

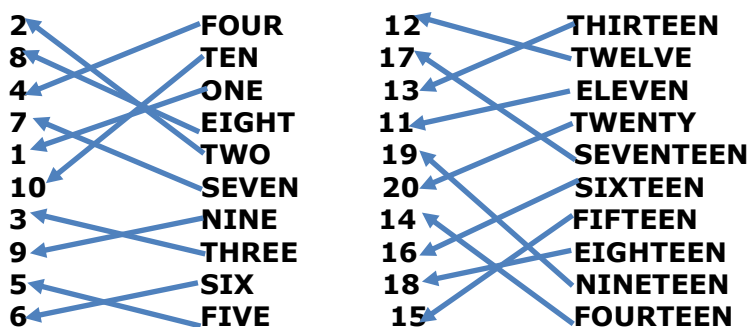
*english book, <https://drive.google.com/file/d/1sroHuDVqB3YpL6ztL5hn3ViweAmR5oc6/view>

* <https://www.englishclub.com/pronunciation/alphabet.htm>

ANSWER KEY

ACTIVITY 2

a. Match the numbers.



ACTIVITY 3

B.

- **Hi! My name's Juliana Payares. That's J-U-L-I-A-N-A and my last name's P-A-Y-A-R-E-S.**
- **Hello. My name's Estefan. That's E-S-T-E-F-A-N. My last name's Restrepo. That's R-E-S-T-R-E-P-O.**
- **Good afternoon! My name's Hakani and my last name's Huainiri. That's H-A-K-A-N-I. And my last name's ...H-U-A-I-N-I-R-I.**

ORIENTACIONES FINALES PARA LOS PADRES DE FAMILIA

Una vez su hijo o hija haya terminado las actividades de esta guía, por favor hágale las siguientes preguntas que le permiten verificar el proceso de aprendizaje

- ¿Cuál fue la actividad que más te gustó y cuál fue la actividad que te pareció más difícil?
- Enséñame cómo se pronuncia algunas preguntas de información personal en

inglés que aprendiste.

- Enséñame cómo dar información personal en inglés.
- ¿Cuánto tiempo te tomó desarrollar toda la guía?
- ¿Qué recursos utilizaste?

AUTHOR(S)


Name	Jose Wilson Calderon Trujillo		
Email	Josewilson60@gmail.com		
School	El Juncal		



6

In Context » My First Day at School

1

1.  **Listen »** This is the first day at school in Cali. Listen to the students.



7

2

3.  **Listen »** Saray meets a new friend at school. Listen and read.





8

3

4.



Listen »

Meet other students from Colombia. Listen to the students spell their names.

Hi! My name's Julianna Payares. That's J-U-L-I-A-N-A. And my last name's P-A-Y-A-R-E-S.

Hello! My name's Estefan. That's E-S-T-E-F-A-N. My last name's Rastrojo. That's R-E-S-T-R-E-P-O.

Good afternoon! My name's Hakani and my last name's Huainiri. That's H-A-K-A-N-I ... and my last name ... H-U-A-I-N-I-R-I.

Study Tip
You can say the alphabet at your own pace. Take your time!

21st Century Skills
• Communicating

It's important to know our country.
Can you guess the department each child is from in this activity?

LINKS OF IMAGES

1. Image retrieved from <https://www.pexels.com/photo/woman-in-discussing-a-lesson-plan-3772511/> with a free for commercial use license.
2. Image retrieved from <https://www.pexels.com/photo/alphabet-letter-text-on-black-background-1337382/> with a free for commercial use license.
3. Image retrieved from <https://pixabay.com/vectors/smiley-face-grin-smile-happy-icon-304270/> with a free for commercial use license.
4. Image retrieved from <https://pixabay.com/vectors/smiley-emoticon-happy-face-icon-1635449/> with a free for commercial use license.
5. Image retrieved from <https://pixabay.com/vectors/smiley-emoticon-undecided-unsure-1635455/> with a free for commercial use license.
6. Ministerio de Educación Nacional (2016). Way to go! 6th Grade. Bogotá D.C. – Colombia. Retrieved from www.colombiaaprende.edu.co/colombiabilingue.
7. Ministerio de Educación Nacional (2016). Way to go! 6th Grade. Bogotá D.C. – Colombia. Retrieved from www.colombiaaprende.edu.co/colombiabilingue.
8. Ministerio de Educación Nacional (2016). Way to go! 6th Grade. Bogotá D.C. – Colombia. Retrieved from www.colombiaaprende.edu.co/colombiabilingue.