



## "BEYOND THE CLASSROOM" ENGLISH SELF-STUDY GUIDE

**School**

**City**

**Teacher's name**

**Student's name**

**Grade**

7

**Level**

A1

### ORIENTACIONES PARA LOS PADRES DE FAMILIA

Esta guía de trabajo en casa está diseñada para contribuir al desarrollo de la habilidad de Listening (escucha) del idioma inglés, la cual le permitirá a su hijo (a) reconocer vocabulario básico para describir y comparar diferentes lugares de un país y hablar de sus principales características. Su hijo(a) deberá dedicar una hora para el desarrollo de las diferentes actividades propuestas en la presente guía. Cada actividad describe el tiempo estimado y las respectivas instrucciones de la siguiente manera:

-En la actividad 1, su hijo(a) debe hacer uso del diccionario en línea dando clic en el enlace para buscar la pronunciación de cada palabra y practicarla.

-En la actividad 2, su hijo(a) debe observar las imágenes y completar las palabras con las letras faltantes.

-En la actividad 3, su hijo(a) deberá tener en cuenta el significado de cada palabra y relacionarla con las imágenes.

-En la actividad 4, su hijo(a) deberá escuchar un audio las veces que sean necesarias para desarrollar el ejercicio número 2 de la página 130 de libro Way to Go Student Book 7, Module 4 Unit 1 Lesson 1, tendrá acceso al audio dando clic en el enlace, además encontrará el ejercicio en el libro disponible en la página Colombia Aprende, sin embargo, puede realizarlo solo utilizando esta guía. Debe completar el texto con las palabras del cuadro. Luego deberá seleccionar la respuesta correcta teniendo en cuenta el audio de esta actividad 4.

-En la actividad 5, su hijo(a) deberá escuchar un segundo audio las veces que sean necesarias y escribir las palabras nuevas. Luego desarrollará una actividad de selección en la cual encerrará en un círculo la expresión que no pertenece a la misma categoría. Como actividad de producción realizará un audio en el cual describa el lugar donde vive y sus características.

-Finalmente, con el objetivo de desarrollar una evaluación formativa su hijo(a) deberá reflexionar y contestar dos ejercicios para autoevaluar su proceso. Escribirá un (✓) en la opción que considere correcta.

En los ejercicios, su hijo(a) podrá encontrar ejemplos para facilitar su comprensión y desarrollo. El acompañamiento y apoyo a su hijo(a) en la realización de esta guía es muy importante. Al final encontrará unas preguntas que puede hacer a su hijo(a) para revisar lo aprendido.

## WELCOME TO THIS SELF-STUDY GUIDE

This English self-study guide helps you practise your listening skill while learning some vocabulary to describe and compare places. All the activities are related to the topics presented in the Way to Go Student Book 7 Module 4 Unit 1 Lesson 1. It starts with a vocabulary activity to help you to practice the listening and pronunciation of some adjectives, then it continues with two listening exercises about a professional travel blogger talking on his live video feed and some people talking about diverse places. After that, you will demonstrate your understanding of the audios by developing some activities. Finally, you will complete some exercises and answer two self-assessment items to revise your progress.

Topic	Skill(s)	Grammar	Vocabulary	Function(s)
<b>Amazing countries</b>	<b>Listening speaking</b>	<b>Comparatives and Superlatives</b>	<b>Words to describe a place</b>	<b>Giving information about places</b>

## GET READY

<b>Study time needed:</b>  <b>1 hour</b>	<b>Resources:</b> <i>English dictionary, PDF file of Way to go student book 7, way to go 7 Track 56 and 57, listening tool (smart phone, MP3, computer, etc)</i>	<b>Textbooks Links:</b> <ul style="list-style-type: none"> <li>- <i>Way to Go Student Book 7, Module 4 Unit 1 Lesson 1 page 130 Exercise 2, page 133 Exercise 3.</i>  <a href="https://drive.google.com/file/d/1C_Ez_knz9NiFWocekZJ0_blrpp80-uoF/view?usp=sharing">https://drive.google.com/file/d/1C_Ez_knz9NiFWocekZJ0_blrpp80-uoF/view?usp=sharing</a></li> <li>- <i>Online language dictionary WordReference.com</i>  <a href="https://www.wordreference.com">https://www.wordreference.com</a></li> </ul>
--	---	--

## LEARNING OBJECTIVES

*What will you learn/practise/reinforce with these activities?*

- To recognize different words to describe places.
- To compare typical characteristics of places.

## LEARNING STRATEGIES

*What can you do to achieve the objectives?*

- Read the instructions carefully.
- Write on your notebook any new word you listen to.
- Use the online dictionary to practice pronunciation.
- Listen to the track as many times as you need to develop the activities.
- Look at the examples given. They are provided in each task.
- Look at the extra resources to help you with pronunciation and extra self-study.



# ACTIVITIES

## VOCABULARY AND PRONUNCIATION TASK (15 minutes)

A. Use the online dictionary to look for the pronunciation of the following words, repeat each word twice to practice. <https://www.wordreference.com/>

WORD	PRONUNCIATION
Famous	/ˈfeɪməs/
Astonishing	/əˈstɒnɪʃɪŋ/
Fascinating	/ˈfæsɪneɪtɪŋ/
Warm	/wɔːm/
Total	/ˈtəʊtəl/
Big	/bɪg/
Wonderful	/ˈwʌndəfʊl/
Official	/əˈfɪʃl/

WORD	PRONUNCIATION
Incredible	/ɪnˈkredɪbəl/
Hot	/hɒt/
Cloudy	/ˈklaʊdi/
Sunny	/ˈsʌni/
Cold	/kəʊld/
Windy	/ˈwɪndi/
Rainy	/ˈreɪni/
Snowy	/ˈsneʊi/

B. Look at the pictures and complete the word. Then pronounce each word.

S \_ N \_ \_

1



\_ N \_ \_ Y

2



R \_ \_ N \_

3



\_ I \_ \_ Y

4





C. Now match the pictures with their meaning. Follow the example.

1.

5



\_\_\_\_\_

a. Sunny

2.

6



\_\_\_\_\_a\_\_\_\_\_

b. Big

3.

7



\_\_\_\_\_

c. Rainy

4.

8



\_\_\_\_\_

d. Famous

5.

9



\_\_\_\_\_

e. Windy

6.

10



\_\_\_\_\_

f. Cloudy



**LISTENING AND WRITING TASKS** (20 minutes)

LISTEN: Track 56

<https://d3rhaqd7pe5pkw.cloudfront.net/Way%20to%20go/Audio%20CDs%207th%20Grade.zip>

A. Listen to Track 56 from *Way to Go Student Book 7, Module 4 Unit 1 Lesson 1 page 130* and answer



**Listen »**

Listen to a professional travel blogger talking on his live video feed. Complete what he says (1–9) with the words in the box.

11

- famous
- astonishing
- fascinating
- warm
- total
- big
- wonderful
- official
- incredible

Hey, what's up? Welcome to my live vlog feed *From Colombia to the World!* Today, I'm visiting the 1) \_\_\_\_\_ city of Cairo in the 2) \_\_\_\_\_ country of Egypt. Cairo is the capital of Egypt and is located near the 3) \_\_\_\_\_ Pyramids of Giza.

I'm having a 4) \_\_\_\_\_ time, but I'm also very hot! Egypt is located in the north of Africa, so the weather is usually 5) \_\_\_\_\_ and sunny: **the highest** temperatures are in summer. **Most** people speak Arabic, which is the 6) \_\_\_\_\_ language, but a lot of people also speak French.

The 7) \_\_\_\_\_ population of Egypt is about 92 million, of which an 8) \_\_\_\_\_ 9.7 million live in Cairo. Cairo is **bigger than** Bogotá, where the population is about 7.9 million. Actually, Cairo is **the biggest** city in Egypt.

Although Egypt is a 9) \_\_\_\_\_ country, it is **smaller than** Colombia. The River Nile flows through Egypt and is about 6.853 kilometers long and is **the second longest** river in the world. The Nile isn't the longest river in the world, because the Amazon is 139 kilometers **longer than the Nile!**

[https://drive.google.com/file/d/1C\\_Ez\\_knz9NiFWocewZJ0\\_blrpp8O-uof/view?usp=sharing](https://drive.google.com/file/d/1C_Ez_knz9NiFWocewZJ0_blrpp8O-uof/view?usp=sharing)

B. Tick (✓) the correct sentence according to the listening. There is one example.

- 0.    A. Neiva is more smaller than Bogotá  
      ✓ B. Neiva is smaller than Bogotá  
      C. Bogotá is smaller than Neiva
- 1.    A. The blogger is visiting the cold city of Bogotá  
      B. The blogger is visit the cold city of Cairo  
      C. The blogger is visiting the incredible city of Cairo
- 2.    A. The weather in Cairo is usually warm and sunny  
      B. The weather in Cairo is usually cold and windy  
      C. The weather in Cairo is usually snowy
- 3.    A. Cairo is bigger than Bogotá  
      B. Cairo is more bigger than Bogotá  
      C. Cairo is bigger than Bogotá

4.
  - A. The Nile is the long river in the world
  - B. The Nile isn't the longest river in the world
  - C. The Nile isn't the most long river in the world
  
5.
  - A. Cairo is the most biggest city in Egypt
  - B. Cairo is the biggest city in Egypt
  - C. Cairo is the biggest than city in Egypt

LISTEN: Track 57

<https://d3rhaqd7pe5pkw.cloudfront.net/Way%20to%20go/Audio%20CDs%207th%20Grade.zip>

C. Listen Track 57 from *Way to Go Student Book 7, Module 4 Unit 1 Lesson 1*. Write the adjectives that you hear.

---



---



---



---

D. Circle the word or phrase that doesn't belong to the same category. There is one example.

- |                   |                        |                     |                         |
|-------------------|------------------------|---------------------|-------------------------|
| 0. a. shirt       | b. scarf               | c. sweater          | d. clothes              |
| 1. a. the best    | b. the most incredible | c. the most famous  | d. the most interesting |
| 2. a. bigger than | b. smaller than        | c. more famous than | d. the biggest          |
| 3. a. sunny       | b. warm                | c. rainy            | d. famous               |
| 4. a. astonishing | b. fascinating         | c. city             | d. wonderful            |
| 5. a. city        | b. country             | c. place            | d. Bogotá               |

### 3. SPEAKING TASK (15 minutes)

-Now, it's time to record yourself talking about the city or place where you live, imagine that you are helping some tourists to learn and know about the principal characteristics of that place. Follow the examples of the speakers you listen to in Track 57. Your recording must take from 30 seconds to a minute maximum. Don't forget to use the adjectives you have practiced in this guide.

Write the text of your audio here:

---



---



---



---



---



---



---



---






---



---

#### 4. ASSESSMENT TASKS (10 minutes)

A. Reflect about your learning process and Tick (✓)

	12 <b>Excellent</b> 	13 <b>Good</b> 	14 <b>Needs improvement</b> 
<b>Check your progress...</b>			
I can recognize different words to describe places.			
I can compare typical characteristics of places.			

B. Tick (✓) the appropriate box according to your progress.

<b>STUDY SKILLS</b>	<b>ALWAYS</b>	<b>SOMETIMES</b>	<b>NEVER</b>
<b>I can identify new words.</b>			
<b>I can learn from my mistakes.</b>			
<b>I assume the self-study guide with responsibility.</b>			
<b>My learning guides are ordered, well done, identified with my personal information and complete.</b>			

**THIS IS THE END**

Congratulations! You are doing a great job. You must continue practicing the new vocabulary and expressions to describe places and make comparisons. Check the following useful resources to strengthen learning. Finally, take care of yourself and the great place that you describe in your audio.

## USEFUL RESOURCES

-You can use this dictionary to practice vocabulary, pronunciation and meaning:

<https://www.wordreference.com/>

-You can visit this page to find some exercises to practice and improve your listening skills:  
<https://learnenglishteens.britishcouncil.org/skills/listening/beginner-a1-listening/interview-swimmer>

-You can visit this page to find some exercises to practice and improve your speaking skills:

<http://learnenglish.britishcouncil.org/skills/speaking/beginner-a1>

## ANSWER KEY

### 1. VOCABULARY AND PRONUNCIATION TASK

**"B" Look at the pictures and complete the word**

1	Sunny
2	Snowy
3	Rainy
4	Windy

**"C" Now match the pictures with their meaning.**

1	C
2	A
3	E
4	B





5	D
6	F

## 2. LISTENING AND WRITING TASKS

**"A"** Listen to a professional travel blogger talking on his live video feed.

1	INCREDIBLE
2	FASCINATING
3	FAMOUS
4	WONDERFUL
5	WARM
6	OFFICIAL
7	TOTAL
8	ASTONISHING
9	BIG

**"B"** Tick (✓) the correct sentence according to the listening

1	C
2	A
3	A



4	B
5	B

**“D” Circle the word or phrase that doesn’t belong to the same category.**

1	A
2	D
3	D
4	C
5	D

### ORIENTACIONES FINALES PARA LOS PADRES DE FAMILIA

Una vez su hijo (a) ha desarrollado completamente todas las actividades propuestas en esta guía, es importante verificar su proceso de aprendizaje; por lo tanto, le sugerimos hacerle a su hijo (a) las siguientes preguntas:

1. ¿Cuál fue la actividad que más te gustó? ¿Por qué?
2. ¿Qué actividad te pareció más compleja? ¿Por qué?
3. ¿Cuánto tiempo te tomó desarrollar la guía?
4. ¿Consideras que aprendiste nuevo vocabulario para describir lugares?
5. ¿Empleaste algunos de los recursos sugeridos en la sección DE USEFUL RESOURCES?

### AUTHOR(S)

Name	Diana Nataly Parrado Castañeda		
Email	natysgirl30@gmail.com		
School	I.E.M.MONTESSORI		



# Unit » 1

## Let's See the World!

### » Objectives

- I can identify typical characteristics of different countries.
- I can compare typical characteristics of countries.
- I can talk about things that are happening now.

## In Context » Amazing Countries

1. **Speak »** Look at the photos and answer the questions (1-2) with a partner.

1. Where do you think these places are? Say why.
2. What do you know about these places?



The Pyramid of the Sun Pegasus Wharf The Amazon River San Martín Bridge The Great Pyramid of Giza

I know the Great Pyramid of Giza is in Egypt because...

56

2. **Listen »** Listen to a professional travel blogger talking on his live video feed. Complete what he says (1-9) with the words in the box.

famous  
astonishing  
fascinating  
warm  
total  
big  
wonderful  
official  
incredible

Hey, what's up? Welcome to my live vlog feed *From Colombia to the World!* Today, I'm visiting the <sup>1</sup>... city of Cairo in the <sup>2</sup>... country of Egypt. Cairo is the capital of Egypt and is located near the <sup>3</sup>... Pyramids of Giza.

I'm having a <sup>4</sup>... time, but I'm also very hot! Egypt is located in the north of Africa, so the weather is usually <sup>5</sup>... and sunny; **the highest** temperatures are in summer. **Most** people speak Arabic, which is the <sup>6</sup>... language, but a lot of people also speak French.

The <sup>7</sup>... population of Egypt is about 92 million, of which an <sup>8</sup>... 9.7 million live in Cairo. Cairo is **bigger than** Bogotá, where the population is about 7.9 million. Actually, Cairo is **the biggest** city in Egypt.

Although Egypt is a <sup>9</sup>... country, it is **smaller than** Colombia. The River Nile flows through Egypt and is about 6,853 kilometres long and is **the second longest** river in the world. The Nile isn't **the longest** river in the world, because the Amazon is 139 kilometres **longer than** the Nile!

Final task activity!

## LINKS OF IMAGES

1. Image retrieved from <https://www.pexels.com/photo/white-clouds-on-sky-3768/> with a free for commercial use license.
2. Image retrieved from <https://www.pexels.com/photo/green-trees-1552212/> with a free for commercial use license.
3. Image retrieved from <https://www.pexels.com/photo/selective-focus-photo-of-obaltes-green-leafed-plants-during-rain-1463530/> with a free for commercial use license.
4. Image retrieved from <https://www.pexels.com/photo/close-up-photo-of-coconut-tree-1030320/> with a free for commercial use license.
5. Image retrieved from <https://www.vecteezy.com/vector-art/301566-different-weather-conditions> with a free for commercial use license.
6. Image retrieved from <https://www.vecteezy.com/vector-art/301566-different-weather-conditions> with a free for commercial use license.
7. Image retrieved from <https://www.vecteezy.com/vector-art/301566-different-weather-conditions> with a free for commercial use license.
8. Image retrieved from <https://www.vecteezy.com/vector-art/298660-opposite-words-for-big-and-small> with a free for commercial use license.
9. Image retrieved from <https://www.vecteezy.com/vector-art/180327-hollywood-red-carpet-flat-illustration-vector>
10. Image retrieved from <https://www.vecteezy.com/vector-art/301566-different-weather-conditions> with a free for commercial use license.
11. Ministerio de Educación Nacional (2016). Way to go! 7th Grade. Bogotá D.C. – Colombia. Retrieved from [www.colombiaaprende.edu.co/colombiabilingue](http://www.colombiaaprende.edu.co/colombiabilingue).
12. Image retrieved from <https://pixabay.com/vectors/smiley-face-grin-smile-happy-icon-304270/> with a free for commercial use license.
13. Image retrieved from <https://pixabay.com/vectors/smiley-emoticon-happy-face-icon-1635449/> with a free for commercial use license.
14. Image retrieved from <https://pixabay.com/vectors/smiley-emoticon-undecided-unsure-1635455/> with a free for commercial use license.
15. Ministerio de Educación Nacional (2016). Way to go! 7th Grade. Bogotá D.C. – Colombia. Retrieved from [www.colombiaaprende.edu.co/colombiabilingue](http://www.colombiaaprende.edu.co/colombiabilingue).